

MOON'S


SAW SHOP SUPPLIES

Distributors of Quality Saw & Tool Sharpening Equipment & Supplies

CELEBRATING



IN BUSINESS



Warehouse: 494 W. LANDSTREET ROAD, UNIT 4 • Orlando, Florida 32824

Mailing Address: 4937 Brightmour Circle • Orlando, Florida 32837

(407) 857-8727 • (800) 447-7371 • fax: (407) 857-8748 • moonsorlando@aol.com

WWW.MOONSSAWANDTOOL.COM

FLAP WHEELS, BUFFING & POLISHING WHEELS

6" x 1" x 1/2" FLAP WHEELS

Used on both Foley Saw Polishers (378 & 363). The rotating sand paper removes rust and polishes the saw blades. Easy to attach ... Easy to use.

| ITEM # | GRIT | ARBOR | COST |
|-------------|------|-------|----------------|
| 60GF | 60 | 1" | \$19.95 |
| 80GF | 80 | 1" | \$19.95 |

60GF



8IWW

8" WIRE WHEELS

| ITEM # | SIZE | ARBOR | COST |
|--------------|--------------|-----------|----------------|
| 8IWW* | 8" x 1" Ind. | 1"-1 1/2" | \$42.95 |

PREMIUM SAW POLISHING WHEELS

| ITEM # | SIZE | TYPE | COST |
|--------------------------------------|-------------------|-----------------------------|-----------------|
| 60A* | 6" x 1" x 1 1/4" | Rubber Bond/Silicon Carbide | \$86.95 |
| 100A* | 10" x 1" x 1 1/4" | Rubber Bond/Silicon Carbide | \$162.95 |
| <i>* For flood coolant machines.</i> | | | |
| C46-6 | 6" x 1" x 1 1/4" | Rubber Bond/Silicon Carbide | \$78.95 |
| C46-8 | 8" x 1" x 1 1/4" | Rubber Bond/Silicon Carbide | \$102.95 |
| C46-10 | 8" x 1" x 1 1/4" | Rubber Bond/Silicon Carbide | \$154.95 |
| <i>Can be used wet or dry</i> | | | |

SANDING BELTS

1" x 42" RED SANDING BELTS

MOONS USA Made

Premium Grade

| ITEM # | GRIT | 1 - 24 | 25 - 100 |
|--------|------|--------|----------|
| 40G | 40 | \$1.75 | \$1.65 |
| 60G | 60 | \$1.75 | \$1.65 |
| 80G | 80 | \$1.75 | \$1.65 |
| 120G | 120 | \$1.75 | \$1.65 |
| 180G | 180 | \$1.75 | \$1.65 |
| 240G | 240 | \$1.75 | \$1.65 |
| 320G | 320 | \$1.75 | \$1.65 |

1" x 42" BLUE SANDING BELTS

Pure Zirconium Oxide

New & Improved

MOONS USA Made

Premium Grade

| ITEM # | GRIT | 1 - 24 | 25 - 100 |
|--------|------|--------|----------|
| 40GN | 40 | \$3.75 | \$3.45 |
| 60GN | 60 | \$3.75 | \$3.45 |
| 80GN | 80 | \$3.75 | \$3.45 |

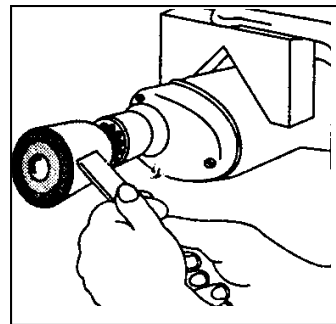
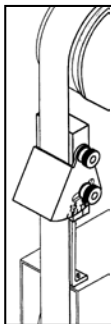
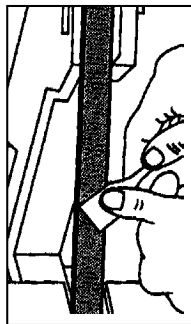
SURGI-SHARP® PUTS A SURGICAL EDGE ON YOUR TOOLS WITH LEATHER

Welcome to a new way of putting an edge on your tools.
The SURGI-SHARP® method takes you beyond the standard edge.
De-burr and polish your tools like a fine swiss carving tool.
They slide through the wood with minimum effort.
Don't let the simplicity or the low price of this tool fool you.

Once you own one, you'll wonder how you did without this high quality edge on your tools.



| ITEM # | DESCRIPTION | COST |
|--------|--|---------|
| WSS1 | One 2" Dia. x 1 ½" Long Rubber Drum with ¼" Shank, 1 Abrasive Stick, 1 SURGI-SHARP® Leather Sleeve | \$19.95 |
| WSS2 | Same as WSS1 without Rubber Drum | \$16.95 |
| WSS3 | SURGI-SHARP® Leather Sleeve Only | \$14.95 |
| WSS4 | 1" x 42" SURGI-SHARP® Leather Belt & Abrasive Stick | \$25.95 |
| WSS5 | 1" x 42" SURGI-SHARP® Leather Belt Only | \$22.95 |
| WSS6 | 1" x 30" SURGI-SHARP® Leather Belt & Abrasive Stick | \$24.95 |
| WSS7 | 1" x 30" SURGI-SHARP® Leather Belt Only | \$18.95 |
| WSS9 | One 2" Dia. x 1 ½" Long Rubber Drum with ¼" Shank, 1 Abrasive Stick, 1 SURGI-SHARP® Leather Sleeve, and 1 each 120, 320, & 500 Grit Sanding Sleeve | \$26.95 |
| WSS11 | 1" x 44" SURGI-SHARP® Leather Belt & Abrasive Stick | \$22.95 |
| WSS12 | 1" x 44" SURGI-SHARP® Leather Belt Only | \$19.95 |
| WSS8 | 6" x ¾" Leather Clad Wheel | \$41.95 |
| WSS8A | 8" x ¾" Leather Clad Wheel | \$45.95 |
| WSS17 | Buffing Compound stick | \$8.95 |
| WSS10 | Universal Angle Guide (to be used with sanding belt) | \$29.95 |



FILES (FITS ALL FOLEY FILERS)

SINGLE CUT BLACK MAXI-SHARP® FILES

A scientifically advanced black finish process brings you a new file with a distinctive black appearance and a sharper, more durable surface.

The BLACK MAXI-SHARP is a unique, precision hand tool that combines rugged durability and sharper teeth for longer life, giving you more production for your money.

4 MAJOR ADVANTAGES

- SHARPER
- LAST LONGER
- RESIST LOADING
- RESIST RUST

| ITEM # | SIZE | TYPE | COST |
|--------|------|---------------|--------|
| 327022 | 6" | XX-SLIM TAPER | \$5.55 |
| 327024 | 6" | X-SLIM TAPER | \$5.55 |
| 327026 | 6" | SLIM TAPER | \$5.55 |
| 327028 | 6" | TAPER | \$7.65 |

CHAINSAW FILES

| ITEM # | SIZE | TYPE | COST |
|--------|-----------|-----------------------------|--------|
| CSF532 | 6" Length | $\frac{5}{32}$ " Round File | \$2.45 |
| CSF316 | 8" Length | $\frac{3}{16}$ " Round File | \$2.45 |
| CSF732 | 8" Length | $\frac{7}{32}$ " Round File | \$2.45 |

FILES (FITS ALL FOLEY FILERS)

DOUBLE CUT FILES

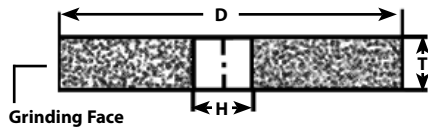
| ITEM # | SIZE | TYPE | COST |
|--------|------|---------------|--------|
| 327001 | 6" | XX-SLIM TAPER | \$7.25 |
| 327003 | 6" | X-SLIM TAPER | \$7.25 |
| 327005 | 6" | SLIM TAPER | \$7.25 |
| 327009 | 7" | XX-SLIM TAPER | \$8.50 |
| 327011 | 7" | X-SLIM TAPER | \$8.50 |
| 327013 | 7" | SLIM TAPER | \$8.50 |



SINGLE CUT FILES

| ITEM # | SIZE | TYPE | COST |
|--------|------|---------------|--------|
| 327002 | 6" | XX-SLIM TAPER | \$5.95 |
| 327004 | 6" | X-SLIM TAPER | \$5.95 |
| 327006 | 6" | SLIM TAPER | \$5.95 |
| 327008 | 6" | TAPER | \$6.95 |
| 327010 | 7" | XX-SLIM TAPER | \$6.95 |
| 327012 | 7" | X-SLIM TAPER | \$6.95 |
| 327014 | 7" | SLIM TAPER | \$6.95 |
| 327016 | 7" | TAPER | \$8.95 |

BANDSAW AND SAW SHARPENING WHEELS



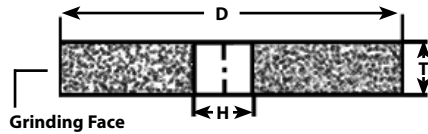
'VITRITRON' SAW SHARPENING WHEELS

This special saw sharpening wheel is made with 3M's new age Ceramic Aluminum Oxide, CUBITRON. It outlasts standard sharpening wheels by as much as 5 to 1. It also cuts faster and requires less dressing than standard wheels. Works excellently on automatic machines such as Vollmer and will perform equally as well on the manual Foley type sharpeners.



| ITEM # | D | T | H | FITS | GRIT | COST |
|---------|-----|-------|--------|-----------|------|---------|
| 514C | 5" | 1/4" | 1/2" | Woodmizer | 60 | \$22.95 |
| 538C | 5" | 3/8" | 1/2" | Cook's | 60 | \$39.95 |
| 6316C | 6" | 3/16" | 1 1/4" | ASM | 60 | \$39.95 |
| 6316ABG | 6" | 3/16" | 5/8" | ABG1 | 60 | \$19.95 |
| 614C | 6" | 1/4" | 1 1/4" | ASM | 60 | \$39.95 |
| 638C | 6" | 3/8" | 1 1/4" | ASM | 60 | \$39.95 |
| 7316C | 7" | 3/16" | 1 1/4" | | 60 | \$48.95 |
| 714C | 7" | 1/4" | 1 1/4" | | 60 | \$48.95 |
| 8316C | 8" | 3/16" | 1 1/4" | | 60 | \$42.95 |
| 814C | 8" | 1/4" | 1 1/4" | | 60 | \$42.95 |
| 1014C | 10" | 1/4" | 1 1/4" | | 60 | \$66.95 |

SHARPENING WHEELS



PINK CHAINSAW SHARPENING WHEELS

These Italian made pink vitrified chainsaw sharpening wheels are pre-radius dressed and ready to grind. Their vitrified bond enables them to cut faster with less tendency to burn. Sizes available to fit both Foley and Efco chainsaw grinders.

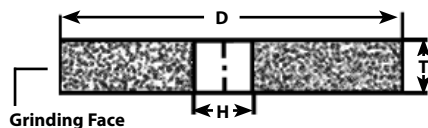
| ITEM # | D | T | H | GRIT | COST |
|-----------------------------------|----|-------|-------|------|---------|
| Fits Foley 308 & 394 | | | | | |
| 518A | 5" | 1/8" | 1/2" | 80 | \$14.95 |
| 5316A | 5" | 3/16" | 1/2" | 80 | \$14.95 |
| Fits Efco FL136 & 511A | | | | | |
| FL66 | 6" | 1/8" | 22 mm | 80 | \$17.95 |
| FL65 | 6" | 3/16" | 22 mm | 80 | \$17.95 |
| FL64 | 6" | 1/4" | 22 mm | 80 | \$17.95 |



1/8" SAW SHARPENING WHEELS

These new formula resin bonded sharpening wheels have been primarily used for sharpening handsaws on the model #7 Stand-all. Because of their ability to hold a sharply dressed cutting edge and their ability to cut relatively fast without burning, they are now available in sizes to fit standard saw sharpening machines.

| ITEM # | D | T | H | GRIT | COST |
|-------------------------------|----|-------|---------|------|---------|
| 618C | 6" | 1/8" | 1 1/4" | 80 | \$14.95 |
| 718C | 7" | 1/8" | 1 1/4" | 80 | \$14.95 |
| 818C | 8" | 1/8" | 1 1/4" | 80 | \$16.95 |
| Fits Stand-all Model 7 | | | | | |
| 818D | 8" | 3/32" | 1 5/16" | 80 | \$17.95 |
| 8316D | 8" | 3/16" | 1 5/16" | 80 | \$18.95 |

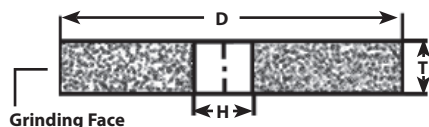


COLDSAW GRINDING WHEELS

| ITEM # | D | T | H | GRIT | COST |
|--------|-----|-----|----|------|---------|
| 1.5 | 150 | 1.5 | 20 | 60 | \$14.95 |
| 2.5 | 150 | 2.5 | 20 | 60 | \$14.95 |
| 3.0 | 150 | 3.0 | 20 | 60 | \$14.95 |
| 3.5 | 150 | 3.5 | 20 | 60 | \$16.95 |
| 4.5 | 150 | 4.5 | 20 | 60 | \$16.95 |



QUALITY GRINDING WHEELS



R = RESIN BOND (BLACK)

Resin bond wheels are held together with synthetic resins and other compounds. They are not normally as porous as vitrified, therefore they are a much stronger wheel.

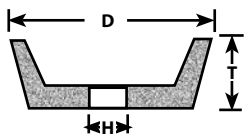
V = VITRIFIED BOND (PINK/WHITE)

Vitrified bonded wheels are held together with a blend of clay and other ceramic material resulting in a more porous grinding wheel which runs cooler.

| ITEM # | FITS MODEL | D | T | H | GRIT | BOND | COLOR | COST |
|---------|----------------------|----|-------|--------|------|------|-------|---------|
| 518 | 308-394-399 | 5" | 1/8" | 1/2" | 60 | R | B | \$8.95 |
| 5316 | 308-394-399 | 5" | 3/16" | 1/2" | 60 | R | B | \$8.95 |
| 514 | 308-394-399 | 5" | 1/4" | 1/2" | 60 | R | B | \$8.95 |
| 5516 | 308-394-399 | 5" | 5/16" | 1/2" | 60 | R | B | \$8.95 |
| 6116 | 310-357-314-1055 | 6" | 1/16" | 1/2" | 60 | R | B | \$7.50 |
| 618A | 310-357-314-1055 | 6" | 1/8" | 1 1/4" | 60 | R | B | \$10.95 |
| 618B | 310-357-314-1055 | 6" | 1/8" | 1 1/4" | 46 | R | B | \$10.95 |
| 3616A | 310-357-314-1055 | 6" | 3/16" | 1 1/4" | 46 | R | B | \$9.95 |
| 6316A | 310-357-314-1055 | 6" | 3/16" | 1 1/4" | 60 | V | P | \$21.95 |
| 6316ABG | ABG Bandsaw Grinder | 6" | 3/16" | 5/8" | 60 | V | W | \$21.95 |
| 614A | 310-357-314-1055 | 6" | 1/4" | 1 1/4" | 60 | V | P | \$21.95 |
| 614B | 310-357-314-1055 | 6" | 1/4" | 1 1/4" | 46 | R | B | \$9.95 |
| 638A | 314-398 | 6" | 3/8" | 1 1/4" | 46 | V | P | \$17.95 |
| 638B | 314-1055 | 6" | 3/8" | 1 1/4" | 46 | R | B | \$13.50 |
| 612 | 314-1055 | 6" | 1/2" | 1 1/4" | 80 | V | W | \$27.95 |
| 7116 | 314-VOLLMER | 7" | 1/16" | 1/2" | 46 | R | B | \$10.95 |
| 718 | 314-VOLLMER | 7" | 1/8" | 1 1/4" | 54 | R | B | \$10.95 |
| 718W | VEIL PROFILE GRINDER | 7" | 1/8" | 1 1/4" | 60 | V | W | \$19.95 |
| 7316A | 314-VOLLMER | 7" | 3/16" | 1 1/4" | 80 | V | P | \$16.50 |
| 7316B | 314-VOLLMER | 7" | 3/16" | 1 1/4" | 36 | R | B | \$9.95 |
| 7316G | VEIL PROFILE GRINDER | 7" | 3/16" | 1 1/4" | 54 | V | W | \$19.95 |
| 714A | 314-VOLLMER | 7" | 1/4" | 1 1/4" | 80 | V | P | \$26.95 |
| 714B | 314-VOLLMER | 7" | 1/4" | 1 1/4" | 36 | R | B | \$10.95 |
| 738 | 314-VOLLMER | 7" | 3/8" | 1 1/4" | 60 | V | P | \$27.95 |
| 712 | 314-VOLLMER | 7" | 1/2" | 1 1/4" | 80 | V | P | \$19.95 |
| 8116 | 360-1055-ACME | 8" | 1/16" | 1 1/4" | 46 | R | B | \$10.95 |
| 818A | 360-1055-ACME | 8" | 1/8" | 1 1/4" | 60 | R | B | \$10.95 |
| 818B | 360-1055-ACME | 8" | 1/8" | 1 1/4" | 36 | R | B | \$14.95 |
| 8316A | 360-1055-ACME | 8" | 3/16" | 1 1/4" | 80 | V | P | \$25.95 |
| 8316B | 360-1055-ACME | 8" | 3/16" | 1 1/4" | 36 | R | B | \$14.95 |
| 814A | 360-1055-ACME | 8" | 1/4" | 1 1/4" | 80 | V | P | \$26.95 |
| 814B | 360-1055-ACME | 8" | 1/4" | 1 1/4" | 46 | R | B | \$20.95 |
| 838A | 360-1055-ACME | 8" | 3/8" | 1 1/4" | 80 | V | P | \$26.95 |
| 838B | 360-1055-ACME | 8" | 3/8" | 1 1/4" | 46 | R | B | \$20.95 |
| 812 | 360-1055-ACME | 8" | 1/2" | 1 1/4" | 80 | V | P | \$29.95 |

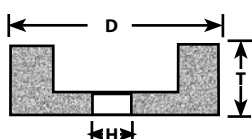
CUP & DISH WHEELS

FLARING CUP WHEELS



| ITEM # | D | T | H | GRIT | COST |
|--------|----|--------|--------|------|----------|
| 5FL | 5" | 1 3/4" | 1 1/4" | 60 | \$48.95 |
| 6FL | 6" | 2" | 1 1/4" | 46 | \$64..95 |

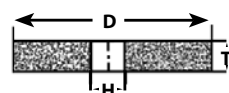
STRAIGHT CUP WHEELS



5214C is White
5214D is Pink

| ITEM # | D | T | H | GRIT | COST |
|---|----|--------|--------|------|---------|
| 5112C | 5" | 1 1/2" | 1 1/4" | 46 | \$39.95 |
| 61C | 6" | 1" | 1 1/4" | 60 | \$30.95 |
| 6112C | 6" | 1 1/2" | 1 1/4" | 60 | \$49.95 |
| 62C | 6" | 2" | 1 1/4" | 46 | \$54.95 |
| Wheels fit AFC850AS & MVM LX 8.5 and 6.3 | | | | | |
| 5214C | 5" | 2" | 16mm | 46 | \$44.95 |
| 5214D | 5" | 2" | 16mm | 46 | \$53.95 |

DISH WHEELS



| ITEM # | D | T | H | GRIT | COST |
|--------|----|------|--------|------|---------|
| 634D | 6" | 3/4" | 1 1/4" | 60 | \$37.95 |
| 634DW | 6" | 3/4" | 1 1/4" | 46 | \$37.95 |

SILICON CARBIDE BENCH GRINDING WHEELS GREEN WHEELS

These green wheels are ideal for rough grinding carbide to shape. Not recommended for carbide saw sharpening.

| ITEM # | D | T | H | GRIT | COST |
|--------|----|------|--------|------|---------|
| 634G | 6" | 3/4" | 1 1/4" | 60 | \$42.95 |
| 734G | 7" | 3/4" | 1 1/4" | 60 | \$35.95 |



DIAMOND WHEEL CLEANING STICK & DRESSERS

Very soft material — cleans diamond wheels exceptionally fast.

ITEM # 8 1/2" x 1/2" x 6" Only \$8.50 each

DESMOND ROTARY TYPE WHEEL DRESSER

ITEM # DWD
\$94.95

Replacement Wheel

ITEM # DWR Only \$42.95
4" x 1 1/2" 1 1/2" arbor



GRINDING WHEEL DRESSERS

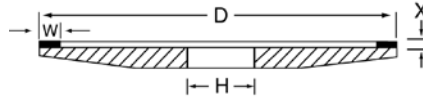
ITEM # 7 1" x 1" x 6" Only \$7.95
ITEM # 74A Hand Held Diamond Dresser \$56.95



DIAMOND & BORAZON™ WHEELS

GENERAL PURPOSE SAW SHARPENING

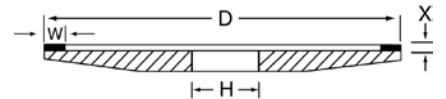
4A2 STYLE TOP & FACE GRINDING



| ITEM # | D | W | X | T | H | MESH | CONC. | COST |
|-----------------|----|------|-------|------|--------|------|-------|----------|
| SC1 | 6" | 1/4" | 1/16" | 1/4" | 1 1/4" | 120 | 100 | \$69.95 |
| SC2 | 6" | 1/4" | 1/16" | 1/4" | 1 1/4" | 180 | 100 | \$69.95 |
| SC3 | 6" | 1/4" | 1/16" | 1/4" | 1 1/4" | 220 | 100 | \$69.95 |
| SC4 | 6" | 1/4" | 1/16" | 1/4" | 1 1/4" | 320 | 100 | \$69.95 |
| SC19 | 6" | 1/4" | 1/16" | 1/4" | 1 1/4" | 400 | 100 | \$69.95 |
| SC26 | 6" | 1/4" | 1/16" | 1/4" | 1 1/4" | 600 | 100 | \$94.95 |
| Borazon™ | | | | | | | | |
| SC19B | 6" | 1/4" | 1/16" | 1/4" | 1 1/4" | 150 | 100 | \$115.95 |

PREMIUM GRADE - *Lasts Longer!!*

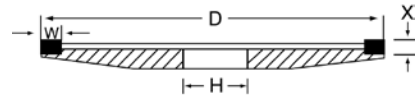
4A2 STYLE -- TOP & FACE GRINDING



| ITEM # | D | W | X | T | H | MESH | CONC. | COST |
|--------|----|------|-------|------|--------|------|-------|----------|
| SC1P | 6" | 1/4" | 1/16" | 1/4" | 1 1/4" | 120 | 100 | \$86.95 |
| SC2P | 6" | 1/4" | 1/16" | 1/4" | 1 1/4" | 180 | 100 | \$86.95 |
| SC3P | 6" | 1/4" | 1/16" | 1/4" | 1 1/4" | 220 | 100 | \$86.95 |
| SC4P | 6" | 1/4" | 1/16" | 1/4" | 1 1/4" | 320 | 100 | \$86.95 |
| SC19P | 6" | 1/4" | 1/16" | 1/4" | 1 1/4" | 400 | 100 | \$86.95 |
| SC26P | 6" | 1/4" | 1/16" | 1/4" | 1 1/4" | 600 | 100 | \$104.95 |

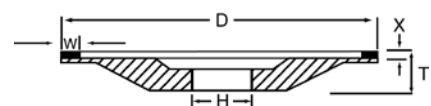
EXTRA DIAMOND

4A2 STYLE -- TOP & FACE GRINDING



| ITEM # | D | W | X | T | H | MESH | CONC. | COST |
|---------|----|------|------|------|--------|------|-------|----------|
| SC118 | 6" | 1/4" | 1/8" | 1/4" | 1 1/4" | 120 | 100 | \$114.95 |
| SC19118 | 6" | 1/4" | 1/8" | 1/4" | 1 1/4" | 400 | 100 | \$114.95 |

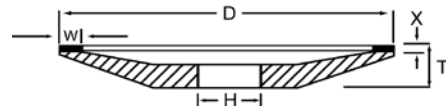
I2A2 MODIFIED FACE GRINDING



This wheel is used for face grinding of carbides which have a minimum tooth clearance between the face of the carbide and the back of the tooth. Great on 80 and 100 tooth saws.

| ITEM # | D | W | X | T | H | MESH | CONC. | COST |
|--------|----|------|-------|-------|--------|------|-------|---------|
| SC12 | 6" | 1/4" | 1/32" | 9/16" | 1 1/4" | 400 | 100 | \$89.95 |
| SC12A | 6" | 1/4" | 1/32" | 9/16" | 1 1/4" | 220 | 100 | \$89.95 |

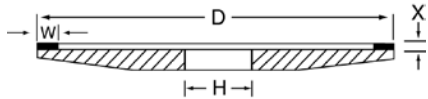
I2A2 STYLE TOP GRINDING *CUTS STEEL TOO!



This SPECIAL TYPE DIAMOND will grind both carbide and steel without the normal loading of a conventional diamond wheel. This saves the extra operation of backing off the steel behind the carbide tooth when top grinding. Works FANTASTICALLY on any type of top grinding operation. Try one and see!

| ITEM # | D | W | X | T | H | MESH | CONC. | COST |
|--|----|-------|------|----|--------|------|-------|----------|
| *SC20 | 6" | 3/16" | 1/8" | 1" | 1 1/4" | 150 | 100 | \$132.95 |
| Topping Only (Does not cut steel) | | | | | | | | |
| SC20A | 6" | 3/16" | 1/8" | 1" | 1 1/4" | 180 | 100 | \$132.95 |
| SC20B | 6" | 3/16" | 1/8" | 1" | 1 1/4" | 400 | 100 | \$132.95 |

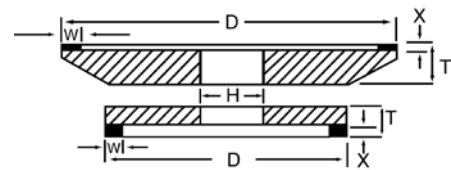
GRINDING WHEELS FOR WRIGHT GRINDERS



4A2 STYLE TO FIT W150SM

| ITEM # | D | W | X | T | H | MESH | CONC. | COST |
|---|----|------------------|------------------|-----------------|-------------------|------|-------|-----------------|
| SC40 | 8" | $\frac{3}{16}$ " | $\frac{1}{16}$ " | $\frac{1}{2}$ " | 1 $\frac{1}{4}$ " | 180 | 75 | \$123.95 |
| SC40A | 8" | $\frac{3}{16}$ " | $\frac{1}{16}$ " | $\frac{1}{2}$ " | 1 $\frac{1}{4}$ " | 400 | 75 | \$123.95 |
| SC40S | 8" | $\frac{3}{16}$ " | $\frac{1}{8}$ " | $\frac{1}{2}$ " | 1 $\frac{1}{4}$ " | 150 | 75 | \$162.95 |
| <i>(SC40S has Special Diamond for Cutting Carbide and Steel Together)</i> | | | | | | | | |
| SC46 | 8" | $\frac{3}{16}$ " | $\frac{1}{32}$ " | $\frac{1}{2}$ " | 1 $\frac{1}{4}$ " | 400 | 75 | \$119.95 |
| <i>(Thin Rim Wheel for Face Grinding Teeth with Narrow Gullets)</i> | | | | | | | | |

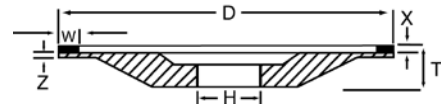
4A2 & 1A2 STYLES TO FIT AUTOMATIC W150B, C, E, & F



Wheels are sold individually. However, they can be used back-to-back as shown in illustration.

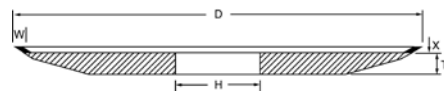
| ITEM # | D | W | X | T | H | STYLE | MESH | CONC. | COST |
|--------|-------------------|------------------|------------------|------------------|-------------------|-------|------|-------|-----------------|
| SC41A | 6" | $\frac{3}{16}$ " | $\frac{1}{16}$ " | $\frac{1}{4}$ " | 1 $\frac{1}{4}$ " | 4A2 | 150 | 50 | \$108.95 |
| SC41B | 4 $\frac{1}{2}$ " | $\frac{1}{8}$ " | $\frac{1}{8}$ " | $\frac{5}{16}$ " | 1 $\frac{1}{4}$ " | 1A2 | 150 | 75 | \$114.95 |
| SC41C | 6" | $\frac{3}{16}$ " | $\frac{1}{16}$ " | $\frac{1}{4}$ " | 1 $\frac{1}{4}$ " | 4A2 | 400 | 50 | \$108.95 |
| SC41D | 4 $\frac{1}{2}$ " | $\frac{1}{8}$ " | $\frac{1}{8}$ " | $\frac{5}{16}$ " | 1 $\frac{1}{4}$ " | 1A2 | 400 | 75 | \$114.95 |

THIN RIM WHEEL FACING ONLY 80 & 100 TOOTH SAWS



| ITEM # | D | W | X | T | H | Z | MESH | CONC. | COST |
|--------|----|-----------------|------------------|-----------------|-------------------|-------|------|-------|----------------|
| SC41G | 6" | $\frac{1}{8}$ " | $\frac{1}{32}$ " | $\frac{3}{8}$ " | 1 $\frac{1}{4}$ " | .062" | 400 | 100 | \$84.95 |
| SC41H | 6" | $\frac{1}{8}$ " | $\frac{1}{16}$ " | $\frac{3}{8}$ " | 1 $\frac{1}{4}$ " | .095" | 400 | 100 | \$76.95 |

12V9 STYLE AUTOMATIC FACERS

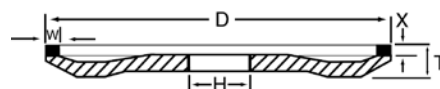


| ITEM # | D | W | X | T | H | MESH | CONC. | COST |
|---------|----|-----------------|------------------|------------------|-------------------|------|-------|-----------------|
| SC41HVS | 6" | $\frac{1}{8}$ " | $\frac{3}{32}$ " | $\frac{7}{16}$ " | 1 $\frac{1}{4}$ " | 220 | 100 | \$149.95 |
| SC41HV | 6" | $\frac{1}{8}$ " | $\frac{3}{32}$ " | $\frac{7}{16}$ " | 1 $\frac{1}{4}$ " | 400 | 100 | \$149.95 |

GRINDING WHEELS FOR WRIGHT GRINDERS



I2A2 STYLE TOP GRINDING ONLY

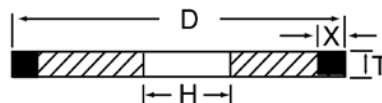


| ITEM # | D | W | X | T | H | MESH | CONC. | COST |
|---------|----|-------|-------|------|--------|------------------|-------|----------|
| SC41I | 6" | 3/16" | 3/16" | 5/8" | 1 1/4" | 150 | 100 | \$136.00 |
| SC41J | 6" | 3/16" | 3/16" | 5/8" | 1 1/4" | 400 | 100 | \$142.00 |
| SC41K* | 6" | 1/4" | 1/4" | 5/8" | 1 1/4" | 150/400 | 100 | \$210.00 |
| SC41L* | 6" | 1/4" | 1/4" | 5/8" | 1 1/4" | 220/600 | 100 | \$239.00 |
| SC41M** | 6" | 1/4" | 1/4" | 5/8" | 1 1/4" | 150/320/600/1000 | 100 | \$319.00 |

* Special Dual Grit for Top Grinding

** Quad Grit

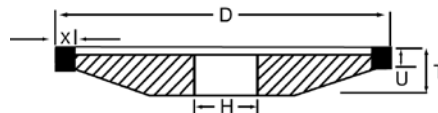
IAI STYLE TO FIT W350A, W350ASHD, W350M & DS3



| ITEM # | D | X | T | H | MESH | CONC. | COST |
|--------|----|------|------|--------|------|-------|---------|
| SC43 | 4" | 1/8" | 1/8" | 1 1/4" | 150 | 100 | \$84.95 |
| SC43A | 4" | 1/8" | 1/8" | 1 1/4" | 400 | 100 | \$89.95 |
| SC43B | 4" | 1/8" | 1/8" | 1 1/4" | 220 | 100 | \$89.95 |

Machine takes 2 wheels. (Same wheels for Manual or Automatic Models)

4AIP STYLE TO FIT W725 STROB GRINDER

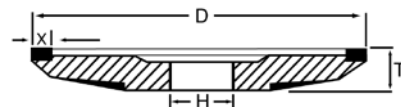


| ITEM # | D | X | T | U | H | MESH | CONC. | COST |
|--------|----|------|------|-------|--------|------|-------|----------|
| SC42 | 5" | 1/8" | 1/2" | 3/16" | 1 1/4" | 150 | 75 | \$129.95 |

ASSORTED SHARPENING WHEELS

I5A9 STYLE SIDE GRINDING

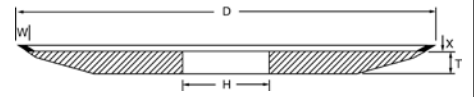
Popular style side grinding wheel to fit many of the European style side grinding machines including the JACK MIDHAGE machine.



| ITEM # | D | X | T | H | MESH | CONC. | COST |
|--------|----|------|-----|------|------|-------|----------|
| SC47 | 5" | 10mm | 5mm | 20mm | 180 | 75 | \$115.00 |

*Has Keyway for Newer Machines.

FACING WHEELS TO FIT EUROPEAN GRINDERS



12V2 STYLE FITS VOLLMER, CX-100, ECO, CHC, CHP

| ITEM # | D | W | X | T | H | MESH | CONC. | COST |
|---------|-------|-------|-------|------|------|------|-------|----------|
| SC41HVV | 125mm | 4.0mm | 2.0mm | 13mm | 32mm | 320 | 100 | \$149.95 |

12V2 STYLE FITS UTMA, AP800, AKEMAT B10, B, UB

| ITEM # | D | W | X | T | H | MESH | CONC. | COST |
|----------|-------|-------|-------|------|------|------|-------|----------|
| SC41HVAU | 150mm | 4.0mm | 2.0mm | 13mm | 32mm | 320 | 100 | \$149.95 |

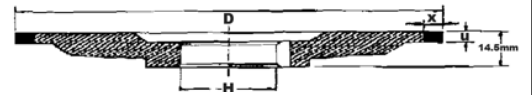
12V2 STYLE FITS UTMA, AL805

| ITEM # | D | W | X | T | H | MESH | CONC. | COST |
|---------|-------|-------|-------|--------|------|------|-------|----------|
| SC41HVU | 175mm | 3.0mm | 2.0mm | 12.5mm | 32mm | 320 | 100 | \$149.95 |

12V2 STYLE FITS WALTER WOODTRONIC

| ITEM # | D | W | X | T | H | MESH | CONC. | COST |
|---------|-------|-------|-------|------|------|------|-------|----------|
| SC41HVW | 200mm | 3.0mm | 2.0mm | 13mm | 32mm | 320 | 100 | \$149.95 |

SIDE GRINDING WHEELS TO FIT EUROPEAN MACHINES



3AI STYLE FITS UTMA, AF800, WALTER, VOLLMER

| ITEM # | D | W | X | T | H | MESH | CONC. | COST |
|---------|-------|-------|-------|------|------|------|-------|----------|
| SC47UWV | 100mm | 2.0mm | 5.0mm | 10mm | 32mm | 180 | 100 | \$126.95 |

3AI STYLE W/KEYWAY FITS UTMA, VOLLMER, PETSCHAUER, AKEMATs, F4, F10

| ITEM # | D | W | X | T | H | MESH | CONC. | COST |
|---------|-------|-------|-------|--------|------|------|-------|----------|
| SC47UVP | 100mm | 3.0mm | 5.0mm | 14.5mm | 20mm | 180 | 100 | \$126.95 |

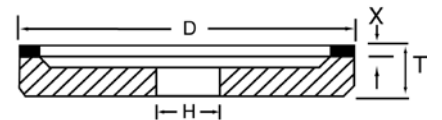
3AI STYLE W/KEYWAY FITS AKEMAT F3

| ITEM # | D | W | X | T | H | MESH | CONC. | COST |
|--------|------|-------|-------|--------|------|------|-------|----------|
| SC47AV | 75mm | 3.0mm | 5.0mm | 14.5mm | 20mm | 180 | 100 | \$126.95 |

3AI STYLE FITS VOLLMER CHF, CEF

| ITEM # | D | W | X | T | H | MESH | CONC. | COST |
|--------|------|-------|-------|--------|------|------|-------|----------|
| SC47V | 80mm | 3.0mm | 5.0mm | 14.5mm | 32mm | 180 | 100 | \$126.95 |

TOPPING WHEELS TO FIT EUROPEAN GRINDERS



6A9 STYLE W/KEYWAY FITS WIDMA UNIMATS, UNIMAX 750, VOLLMER, FINIMATS

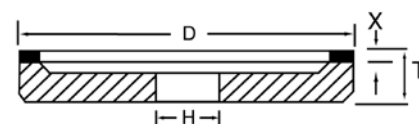
| ITEM # | D | W | X | T | H | MESH | CONC. | COST |
|--------|-------|-------|--------|------|------|---------|-------|----------|
| SC41UV | 100mm | 5.0mm | 10.0mm | 20mm | 25mm | 180/400 | 100 | \$229.95 |

6A9 STYLE W/KEYWAY FITS WIDMA UNIMATS, OPTIMATS, VOLLMER, FINIMAT

| ITEM # | D | W | X | T | H | MESH | CONC. | COST |
|--------|-------|-------|--------|------|------|---------|-------|----------|
| SC41VW | 125mm | 5.0mm | 10.0mm | 20mm | 25mm | 180/400 | 100 | \$229.95 |

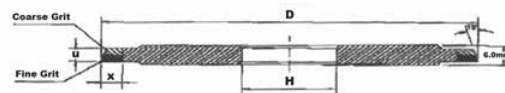
TOPPING WHEELS TO FIT EUROPEAN GRINDERS

6A9 STYLE UTMA AL805, VOLLMER CHC, CHP, CX100, ECO



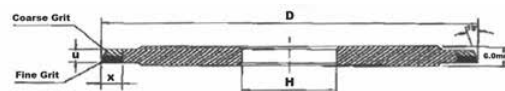
| ITEM # | D | W | X | T | H | MESH | CONC. | COST |
|--------|-------|-------|-------|------|------|---------|-------|----------|
| SC41VU | 125mm | 5.0mm | 6.0mm | 20mm | 32mm | 180/400 | 100 | \$229.95 |

I4BI STYLE W/KEYWAY FITS UTMA AL803, 804, AKEMAT, U3, U4, U5 UB4, UB5



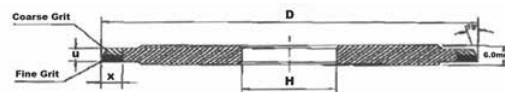
| ITEM # | D | W | X | T | H | MESH | CONC. | COST |
|--------|-------|-------|-------|-------|------|---------|-------|----------|
| SC41UA | 125mm | 5.0mm | 6.0mm | 8.0mm | 32mm | 180/400 | 100 | \$229.95 |

I4BI STYLE FITS WALTER, NC3, NC5, AKEMAT, U3, UI0



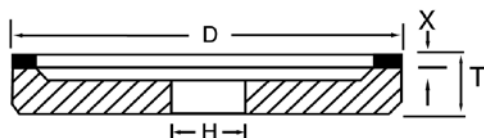
| ITEM # | D | W | X | T | H | MESH | CONC. | COST |
|--------|-------|-------|-------|-------|------|---------|-------|----------|
| SC41WA | 150mm | 5.0mm | 6.0mm | 8.0mm | 32mm | 180/400 | 100 | \$229.95 |

I4BI STYLE FITS WALTER, AKEMAT AUTO LOADER



| ITEM # | D | W | X | T | H | MESH | CONC. | COST |
|--------|-------|-------|-------|-------|------|---------|-------|----------|
| SC41AW | 200mm | 5.0mm | 6.0mm | 8.0mm | 32mm | 180/400 | 100 | \$259.00 |

ASSORTED SHARPENING WHEELS



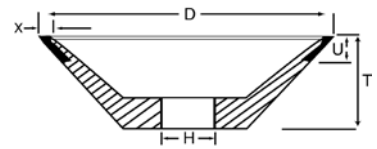
6A2 STYLE FOR KNIFE GRINDING



| ITEM # | D | W | X | T | H | MESH | COST |
|--|----|------|------|--------|--------|------|----------|
| SC36* | 6" | 1/4" | 1/8" | 1 1/4" | 1 1/4" | 150 | \$199.00 |
| SC36A | 5" | 3/4" | 1/8" | 2" | 16 mm. | 150 | \$231.50 |
| *(For Grinding Carbide Knives on Foley 355 Grinders) | | | | | | | |
| Borazon™ | | | | | | | |
| SC25* | 6" | 1/4" | 1/8" | 1 1/4" | 1 1/4" | 150 | \$194.95 |
| SC25A | 5" | 3/4" | 1/8" | 2" | 16 mm. | 150 | \$231.50 |
| *(For Grinding H.S.S. Knives on Foley 355 Grinders) | | | | | | | |

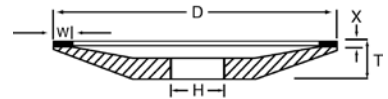
TOOL SHARPENING WHEELS

I2V9 STYLE FOR ROUTER BITS



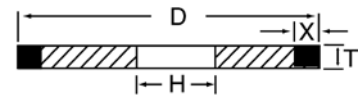
| ITEM # | D | U | X | T | H | MESH | CONC. | COST |
|-----------------|----|------|-------|------|--------|------|-------|----------|
| SC5 | 2" | 1/4" | 1/16" | 1/2" | 3/8" | 180 | 100 | \$69.95 |
| SC5A | 2" | 1/4" | 1/16" | 1/2" | 3/8" | 400 | 100 | \$69.95 |
| SC34 | 3" | 1/4" | 1/16" | 1/2" | 3/8" | 180 | 100 | \$79.95 |
| SC34A | 3" | 1/4" | 1/16" | 1/2" | 3/8" | 400 | 100 | \$79.95 |
| SC44 | 4" | 1/4" | 1/16" | 1/2" | 1 1/4" | 400 | 100 | \$112.95 |
| Borazon™ | | | | | | | | |
| SC6 | 2" | 1/4" | 1/16" | 1/2" | 3/8" | 150 | 100 | \$79.95 |
| SC35 | 3" | 1/4" | 1/16" | 1/2" | 3/8" | 150 | 100 | \$89.95 |

I2A2 STYLE FOR TOP & FACE GRINDING



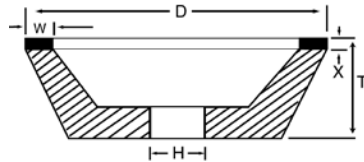
| ITEM # | D | W | X | T | H | MESH | CONC. | COST |
|--------|----|------|-------|------|--------|------|-------|---------|
| SC7 | 3" | 1/4" | 1/16" | 3/8" | 3/8" | 180 | 100 | \$82.95 |
| SC7A | 3" | 1/4" | 1/16" | 3/8" | 3/8" | 400 | 100 | \$82.95 |
| SC9 | 5" | 1/4" | 1/16" | 3/8" | 1 1/4" | 400 | 100 | \$94.95 |

IAI STYLE FOR SOLID CARBIDE TRIM BITS



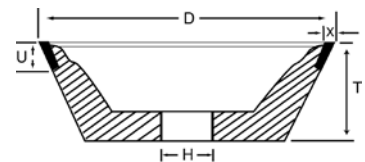
| ITEM # | D | X | T | H | MESH | CONC. | COST |
|--------|----|-------|------|--------|------|-------|----------|
| SC8 | 3" | 1/16" | 1/4" | 3/8" | 150 | 100 | \$89.95 |
| SC48 | 4" | 1/16" | 1/4" | 1 1/4" | 180 | 100 | \$109.95 |

IIA2 STYLE FOR FACE & TOP GRINDING ROUTER BITS



| ITEM # | D | W | X | T | H | MESH | CONC. | COST |
|-----------------|----|------|-------|------|------|------|-------|---------|
| SC23 | 2" | 1/8" | 1/16" | 5/8" | 3/8" | 150 | 100 | \$64.95 |
| Borazon™ | | | | | | | | |
| SC24 | 2" | 1/8" | 1/16" | 5/8" | 3/8" | 120 | 75 | \$89.95 |

IIV9 STYLE FOR TOOL & CUTTER GRINDING



| ITEM # | D | U | X | T | H | MESH | CONC. | COST |
|-----------------|--------|------|-------|--------|--------|------|-------|----------|
| SC29 | 3 3/4" | 3/8" | 1/8" | 1 1/2" | 1 1/4" | 150 | 100 | \$99.95 |
| SC29A | 3 3/4" | 3/8" | 1/8" | 1 1/2" | 1 1/4" | 400 | 100 | \$110.95 |
| SC30 | 5" | 3/8" | 1/8" | 1 3/4" | 1 1/4" | 150 | 100 | \$132.95 |
| SC30A | 5" | 3/8" | 1/8" | 1 3/4" | 1 1/4" | 400 | 100 | \$142.95 |
| Borazon™ | | | | | | | | |
| SC31 | 3 3/4" | 3/8" | 1/16" | 1 1/2" | 1 1/4" | 120 | 75 | \$114.95 |
| SC32 | 5" | 3/8" | 1/16" | 1 3/4" | 1 1/4" | 120 | 75 | \$169.95 |

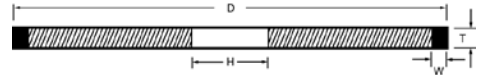
TOOL SHARPENING WHEELS

IFIR STYLE PROFILE WHEEL



| ITEM # | D | R | X | T | H | MESH | CONC. | COST |
|-----------------|----|-------|------|------|--------|------|-------|----------|
| SC718R | 7" | 1/16" | 1/8" | 1/8" | 1 1/4" | 120 | 75 | \$265.00 |
| Borazon™ | | | | | | | | |
| SC718RB | 7" | 1/16" | 1/8" | 1/8" | 1 1/4" | 120 | 75 | \$265.00 |

IAI STYLE PROFILE WHEEL

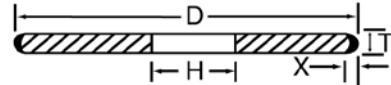


| ITEM # | D | W | T | H | MESH | CONC. | COST |
|-----------------|----|------|------|--------|------|-------|----------|
| SC718S | 7" | 1/4" | 1/8" | 1 1/4" | 150 | 100 | \$265.00 |
| Borazon™ | | | | | | | |
| SC718SB | 7" | 1/4" | 1/8" | 1 1/4" | 150 | 100 | \$265.00 |

CHAINSAW SHARPENING WHEELS

IFFI STYLE ELECTRO-PLATED

The Electro-Plated Wheel with Cubic Boron Nitride keeps its shape and never has to be shaped. It cuts cooler and faster, and lasts a lot longer!



Borazon™ Wheels to fit Foley Models 308 & 394

| ITEM # | D | X | T | H | COST |
|--------|----|------|-------|------|----------|
| SC518 | 5" | 1/8" | 1/8" | 1/2" | \$104.95 |
| SC5316 | 5" | 1/8" | 3/16" | 1/2" | \$114.95 |

Diamond Wheels to fit Foley Models 308 & 394

| ITEM # | D | X | T | H | COST |
|--------|----|------|------|------|----------|
| SC37 | 5" | 1/8" | 1/8" | 1/2" | \$119.00 |

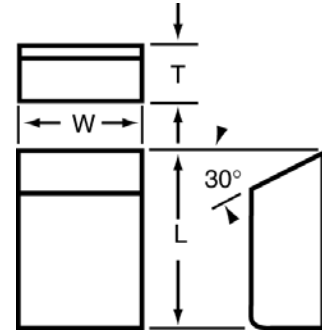
| ITEM # | D | X | T | H | COST |
|----------|--------|------|-------|--------|----------|
| SC618 | 5 7/8" | 1/8" | 1/8" | 22.3mm | \$119.95 |
| SC6316 | 5 7/8" | 1/8" | 3/16" | 22.3mm | \$154.95 |
| *SC618D | 5 7/8" | 1/8" | 1/8" | 22.3mm | \$119.95 |
| *SC6316D | 5 7/8" | 1/8" | 3/16" | 22.3mm | \$154.95 |
| *Diamond | | | | | |

NEED A SPECIAL PLATED WHEEL? CBN OR DIAMOND?
Send Your Drawing for a Price Quote

REPLACEMENT CARBIDE SAW TIPS



Minimum purchase per size: 50 pieces.
Standard Packages Contain: 50, 100, 500, 1000
ALL TIP PRICES ARE PER TIP!



No Mix or Match

CALL FOR PRICES ON PRE-TINNED TIPS!
(MINIMUM ORDER: 500 PER SIZE)

| ITEM # | L | T | W | 50/100 |
|--------|-------|-------|-------|--------|
| WA7130 | .250" | .062" | .130" | \$.21 |
| WA7160 | .250" | .062" | .160" | \$.25 |
| WB7120 | .281" | .078" | .120" | \$.22 |
| WB7135 | .281" | .078" | .135" | \$.23 |
| WB7150 | .281" | .078" | .150" | \$.24 |
| WB7165 | .281" | .078" | .165" | \$.24 |
| WB7180 | .281" | .078" | .180" | \$.25 |
| WC7120 | .281" | .093" | .120" | \$.25 |
| WC7150 | .281" | .093" | .150" | \$.28 |
| WC7185 | .281" | .093" | .185" | \$.34 |
| WD7150 | .312" | .093" | .150" | \$.25 |
| WD7165 | .312" | .093" | .165" | \$.25 |
| WD7185 | .312" | .093" | .185" | \$.26 |
| WD7200 | .312" | .093" | .200" | \$.28 |
| WD7230 | .312" | .093" | .230" | \$.36 |
| WD7250 | .312" | .093" | .250" | \$.36 |
| WD7312 | .312" | .093" | .312" | \$.49 |
| WE7165 | .375" | .093" | .165" | \$.38 |
| WE7200 | .375" | .093" | .200" | \$.46 |
| WE7250 | .375" | .093" | .250" | \$.62 |
| WE7312 | .375" | .093" | .312" | \$.66 |
| WE7350 | .375" | .093" | .350" | \$.66 |
| WE7375 | .375" | .093" | .375" | \$.66 |

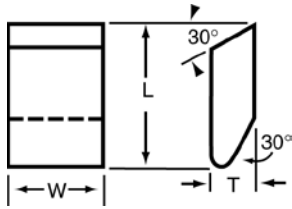
REPLACEMENT CARBIDE SAW TIPS

Minimum purchase per size: 50 pieces.

Standard Packages Contain: 50, 100, 500, 1000

ALL TIP PRICES ARE PER TIP!

EUROPEAN STYLE



No MIX OR MATCH
CALL FOR PRICES ON PRE-TINNED TIPS!
(MINIMUM ORDER: 500 PER SIZE)

| ITEM # | L | T | W | |
|--------|-------|-------|-------|-------|
| WD9150 | .312" | .093" | .150" | \$.28 |
| WD9165 | .312" | .093" | .165" | \$.28 |
| WD9185 | .312" | .093" | .185" | \$.28 |
| WD9200 | .312" | .093" | .200" | \$.30 |
| WF9165 | .500" | .125" | .165" | \$.43 |
| WF9180 | .500" | .125" | .180" | \$.45 |
| WF9200 | .500" | .125" | .200" | \$.62 |
| WF9250 | .500" | .125" | .250" | \$.68 |
| WF9275 | .500" | .125" | .275" | \$.68 |
| WF9375 | .500" | .125" | .375" | \$.88 |
| WG9150 | .375" | .125" | .150" | \$.34 |
| WG9180 | .375" | .125" | .180" | \$.40 |
| WG9215 | .375" | .125" | .215" | \$.48 |
| WG9230 | .375" | .125" | .230" | \$.49 |
| WG9250 | .375" | .125" | .250" | \$.56 |
| WH9150 | .344" | .125" | .150" | \$.38 |
| WH9180 | .344" | .125" | .180" | \$.42 |
| WH9215 | .344" | .125" | .215" | \$.43 |
| WH9265 | .344" | .125" | .265" | \$.64 |

ALL TIPS ARE C-2 GRADE!

BUSHINGS



CLEAR PLASTIC BUSHINGS

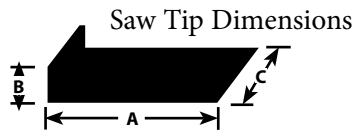
FOR DIAMOND
& GRINDING WHEELS

\$2.00 each

1 ¼" to 12mm
1 ¼" to ½"
1 ¼" to ⅝"
1 ¼" to ¾"
1 ¼" to 1"

SILVER SOLDER SAW SHIMS

Pre cut & Pre-formed
Use in place of ribbon, rod and paste solder



50 Shims per pkg.

Thickness = .005"

QUANTITY DISCOUNTS:

1 - 5 pkgs. = NET
6 - 10 pkgs. = 10% Discount
11+ pkgs. = 20% Discount
(For Shims Only)

No Mix OR MATCH

| ITEM # | A | B | C | SPECIAL |
|--|-------|-------|-------|---------------------|
| WA1 (use on WA series saw tips) | .218" | .062" | .125" | \$18.95/pkg. |
| WB1 (use on WB series saw tips) | .250" | .093" | .125" | \$18.95/pkg. |
| WD1 (use on WC & WD series saw tips) | .281" | .093" | .156" | \$21.95/pkg. |
| WE1 (use on WE series saw tips) | .312" | .093" | .156" | \$21.95/pkg. |
| WH1 (use on WG & WH series tips) | .312" | .125" | .156" | \$23.95/pkg. |
| WF1 (use on WF series saw tips) | .375" | .125" | .188" | \$23.95/pkg. |

SILVER SOLDER

| ITEM # | DESCRIPTION | COST |
|-------------|--|-----------------|
| RSS3 | 3 oz., 1/16" Coil Rod Silver Solder | \$125.95 |
| RSS4 | 1 oz., 1/2" x .005 Ribbon Silver Solder | \$72.95 |
| 6 | 1 lb. Jar — White Paste Flux | \$23.50 |
| 6B | 1 lb. Jar — Black Paste Flux (for high temperatures) | \$25.50 |



ALL SILVER PRICES ARE BASED ON CURRENT MARKET PRICES.
PRICES SUBJECT TO CHANGE WITHOUT NOTICE.

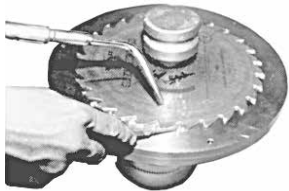
MASONRY DRILL TIPS



No Mix OR MATCH

| ITEM # | WIDTH | HEIGHT | THICKNESS | COST |
|--------|-------|--------|-----------|---------------|
| HDT12 | ½" | .375" | .100" | \$1.50 |
| HDT58 | ⅝" | .420" | .116" | \$1.95 |
| HDT78 | ⅞" | .583" | .120" | \$3.25 |
| HDT118 | 1 ⅛" | .625" | .191" | \$6.95 |
| HDT138 | 1 ⅜" | .758" | .210" | \$9.62 |

RETIPPING TABLES (A REAL TIME SAVER)



← **BENCH MODEL #RT1**

Retip saws to 12" in Diameter
SPECIAL \$650.00

MODEL #RT2 →

Retip saws to 30" in Diameter
SPECIAL \$1795.00



Stands vary

These retipping tables are ideal for individual tip replacement as well as for total rebuilding. It's fast and easy to set-up and will cut your retipping time by at least 50%. The retipping table itself is approximately 1" thick and is mounted on a ball bearing turntable.

Video Demo Tape Available for Loan

(Deposit Required)

SIDE DIAL INDICATOR

This saw set gauge eliminates guesswork when measuring set on circular and handsaws. It accurately measures the amount of side clearance on carbide tipped saws.

\$98.95

#SM71C



E-Z MIST FLOW SPRAYER W/ CONTROL

Your E-Z Mist System comes fully assembled and ready to use. Simply slip the 3/8" coolant pick up tube over the aspirator inlet fitting, place the foot valve / strainer into any suitable container of coolant, hook up the air, and your system is ready to use.

#8703002

\$196.95



WAX STICK

#WS1 Wax Stick \$8.95
8" x 2 1/2" Prolong blade life & Produce Smoother Cut's



NEW IMPROVED COOLANT



For Flood or Mist Coolant Sprayers



State-of-the-Art Chemistry
Designed to reduce cobalt leaching from carbide. This results in less damage to carbide and reduced hazardous material in waste (cobalt).

- Excellent cooling
- Low foaming
- Clean running
- Long pump life
- Outstanding rust protection
- Minimizes cobalt leaching from carbide tooling
- Low in odor, blue in color

For Flood Applications use @ 20 to 1 ratio with water.

For Mist Applications use @ 30 to 1 ratio with water.

SPECIAL

#P450

1 Gallon Jug

\$40.95

#P450A

5 Gallon Pail

\$184.95



Oil Base Coolant

#P450A0 5 Gallon Pail \$137.95

Call for pricing on
55 Gallon Drums



- Longer Wheel Life
- No smoke
- Chlorine+ Sulfur Free
- Colorless (Clear)
- Does not contain hazardous elements
- Reduced work piece operating temperature
- Excellent for high speed grinding operations
- Faster cycle times
- High lubricity
- No Cobalt leaching
- Low evaporation rate

250 GPH MILD ACID PUMP

GPH of Water @ Total Feet of Head

| 1Ft. | 3Ft. | 5Ft. | 9Ft. | 11.8Ft. |
|------|------|------|------|----------|
| 300 | 255 | 205 | 115 | Shut-off |

Noncorrosive, nontoxic centrifugal pump designed for circulating coolant with a pH range of 6 to 7.
208v, 1 Phase.

#LGP220

\$162.95



MAGNETIC BASE INDICATOR

Includes Base & Indicator!



#E77720

SPECIAL

\$56.95

X10 SAW CLEANING POWDER

This powder added to water will remove pitch and gum buildup from your saw and other tools within minutes.

For use with Rotatherm and ultra sonic machines.
1 gallon of X-10 to 20 gallons of water.

| | | |
|--------|---------|----------|
| #X10 | 10 LBS. | \$58.95 |
| #X1050 | 50 LBS. | \$219.95 |



WAX MELTING POT

- 6 quart dip tank
- cast aluminum
- inside: 4 x 20 x 4
- outside: 9 x 28 x 8

#RWP5 **ONLY** \$964.95



DIP-SEAL DIPPING PLASTIC

Dip Plastic Type 2 is a strippable plastic coating for low cost, high quality protection. It combines all of the features of the original "DIP SEAL PLASTIC", and offers some additional advantages; Less Expensive, Lower Dipping Temperatures, Less Smoke, Not As Oily, and Longer Pot Life!


Please note: Type 2 plastic does not mix well with other types of plastic.

Color: BLUE

Dipping Temperature: 300 degrees

#DS30025 25 lb. Carton

ONLY \$124.95



KF3 SAW CLEANING SOLUTION




This liquid cleaner is to be used with blade washers & ultrasonic machines. It produces very low suds.

#KF3 5 Gallon Pail **\$69.95**

Call for pricing on 55 Gallon Drums

ACME SAW SHARPENER



CIRCULAR SAW SHARPENER (STANDARD MODEL)

FEATURES

- 10" wheel
- Complete with ½ H.P. motor
- 115v, 1 Ph, 60 Hz, with switch, cord, plug, and lamp
- Takes saws from 4" to 40"
- Crated for shipping

ACME Sharpeners are the simplest and easiest to operate with no pawls or ratchets to fuss with. They will turn out the finest quality work in the shortest possible time and they adapt quickly from one type of circular saw to another.

Approximate Weight: 385 lbs.

#BSA1000 10"

#BSA1000 12"

CALL FOR PRICING

SAW HOLDERS

BALL BEARING SAW HOLDER

½" revolving shaft and cup with "zipper cone" push button holding system. Features hardened cone for saw eyes from ½" to 2 ¼" Saw Holder weighs 7 lbs. Fits all sharpeners.

#BSA1900

CALL FOR PRICING

LARGE SAW HOLDER

¾" revolving shaft and cup with two cones for saw eyes from ¾" to 6". Saw Holder weighs 15 lbs. Fits all sharpeners.

#BSA2000

CALL FOR PRICING

PLAIN SAW SCREWS



#SS1

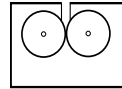
10 per package

\$8.95

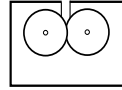
TRU-HONE KNIFE SHARPENER



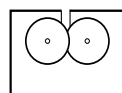
THREE SHARPENING STEPS



Step 1. Grinding the bevel—consistently develops an equal bevel on both sides of the blade.



Step 2. Setting the edge—perfects and strengthens the cutting edge created by the bevels.



Step 3. Honing—finishes the edge to a final razor sharpness, and eliminates any remaining imperfections in the cutting edge.

THE SECRET OF THE SYSTEM

Tru-Hone's patented mechanism allows two pairs of honing wheels, mounted on parallel shafts, to contra-rotate and change overlap during the sharpening operation. At the intersection of the overlap, the motion of the wheels is upward into the knife blade creating a precise angle. Along with the capability to change the overlap of the honing wheels, the upward rotation produces consistent, exacting bevels which results in a stronger cutting edge. A solid state electronic feedback control system regulates and maintains the selected speed of the ½ H.P. motor.



| ITEM # | DESCRIPTION | SPECIAL | |
|---------|---|-------------------------|-----------------|
| LC | Tru-Hone Light Commercial Sharpener <i>Includes: Grinder, Mounting Stand, Wheels and Instruction Manual</i> | CALL FOR PRICING | |
| LCW | Replacement Set of Wheels | 220 Grit | \$50.95 |
| LCW100 | Replacement Set of Wheels | 100 Grit | \$54.95 |
| LCW400 | Replacement Set of Wheels | 400 Grit | \$56.95 |
| LCW1000 | Replacement Set of Wheels | 1000 Grit | \$189.95 |

TDR™/SRD® 80M DRILL, TAP AND REAMER GRINDER

OPTIONS

- Left hand drill attachment
- Riser plate for small drills
- Diamond or silicone carbide wheels

FEATURES

- Sharpens drills in less than 60 seconds
- Simple to learn, simple to
- Adjusts automatically between drill sizes
- Radial relief on all tools

#80M
CALL FOR PRICING

SPECIFICATIONS

| | |
|-------------------|---|
| Range: | Drills $\frac{1}{16}$ " - $\frac{13}{16}$ " |
| Motor: | 110v or 220v, 1.6 Amps, 1 Ph, 60 Hz, 10,000 rpm |
| Grinding Wheels: | Standard (60, 90, 120 Grit), Silicone (120 Grit), Diamond (yes) |
| Chucking Methods: | Drills (One for full range) |
| Dimensions: | 10"W x 16"L x 8"H; Weight 46 lbs. |



TDR™ 82R DRILL, TAP AND REAMER GRINDER

OPTIONS

- Parabolic drills up to $\frac{1}{2}$ "
- Point splitting to $\frac{1}{2}$ "
- Taps #10 to $\frac{3}{4}$ " chamfer only
- Reamers $\frac{1}{8}$ " to $\frac{3}{4}$ "
- Diamond wheels for carbide
- Attachments for left hand drills

FEATURES

- Sharpens drills in less than 60 seconds
- Simple to learn, simple to operate
- Increases productivity
- Adjusts automatically between drill sizes
- Radial relief on all tools

#82R
CALL FOR PRICING

SPECIFICATIONS

| | |
|-------------------|--|
| Range: | Drills $\frac{1}{16}$ " - $\frac{13}{16}$ " |
| Motor: | 110v or 220v, 1.6 Amps, 1 Ph, 60 Hz, 10,000 rpm |
| Grinding Wheels: | Standard (60, 90, 120 Grit), Silicone (120 Grit), Diamond (yes) |
| Chucking Methods: | Drills (One for full range), Taps and Reamers (5C collet in fixture) |
| Dimensions: | 10"W x 16"L x 8"H; Weight 47 lbs. |



TDR™ 82B DRILL, TAP AND REAMER GRINDER

OPTIONS

- Parabolic drills up to $\frac{3}{4}$ "
- Point splitting to $\frac{3}{4}$ "
- Taps #10 to 1" chamfer only
- Reamers $\frac{1}{8}$ " to 1"
- Diamond wheels for carbide
- Attachments for left hand drills
- End mills $\frac{3}{16}$ " to 1"

FEATURES

- Sharpens drills in less than 60 seconds
- Simple to learn, simple to operate
- Increases productivity
- Adjusts automatically between drill sizes
- Radial relief on all tools

#82B
CALL FOR PRICING

SPECIFICATIONS

| | |
|-------------------|--|
| Range: | Drills $\frac{1}{16}$ " - 1 $\frac{1}{2}$ " |
| Motor: | 110v or 220v, 1.35 Amps, 1 Ph, 60 Hz, 7,800 rpm |
| Grinding Wheels: | Standard (60, 90, Lg Grits), Silicone (N/A), Diamond (yes) |
| Chucking Methods: | Drills (One for full range), Taps, Reamers and End |
| Dimensions: | 10"W x 16"L x 8"H; Weight 48 lbs. |



TDR™/SRD® ACCESSORIES AND OPTIONS

| MODEL | DESCRIPTION | GRINDING RANGE | PRICE EACH |
|---|---|---|------------|
| 80M | TDR/SRD Drill Grinder | R.H. Drills $\frac{1}{16}$" - $\frac{13}{16}$" | |
| LHOP/M | Left-Hand Drill Option | L.H. Drills $\frac{1}{16}$ " - $\frac{1}{2}$ " | \$115.00 |
| 82R | TDR/SRD Drill Grinder | R.H. Drills $\frac{1}{16}$" - $\frac{13}{16}$" | |
| PBOP/R | Point Splitting Option | Point Split Drills $\frac{1}{8}$ " - $\frac{1}{2}$ " | \$410.00 |
| TROP/R | Tap/Reamer Option | Taps #10-, Reamers $\frac{1}{8}$ " - $\frac{3}{4}$ " | \$425.00 |
| LHOP/R | Left-Hand Drill Option | L.H. Drills $\frac{1}{16}$ " - $1\frac{1}{2}$ " | \$115.00 |
| 82B | TDR/SRD Drill Grinder | R.H. Drills $\frac{1}{16}$" - $1\frac{1}{2}$" | |
| PBOP/B | Point Splitting Option | Point Split Drills $\frac{1}{8}$ " - $\frac{3}{4}$ " | \$410.00 |
| TROP/B | Tap/Reamer Option | Taps #10-1", Reamers $\frac{1}{8}$ " - 1" | \$515.00 |
| EMOP/B | Endmill Option* | $\frac{3}{16}$ " - 1", Face Only | \$685.00 |
| | *Includes, PBOP/B, Point Splitting Option | | |
| LHOP/B | Left-Hand Drill Option | L.H. Drills $\frac{1}{16}$ " - $\frac{1}{2}$ " | \$125.00 |
| PART # | DESCRIPTION | | PRICE EACH |
| MODELS WITH $\frac{3}{8}$" - 1 1/2" MOTOR ARBORS, 80M • 82R • (Older Models 76M, 73Y) | | | |
| 76M-1790-P | Standard 90 Grit for HSS & Cobalt, 1 $\frac{3}{8}$ " OD | | \$21.95 |
| 76M-1760-P | Fast Cut 60 Grit for HSS & Cobalt, 1 $\frac{3}{8}$ " OD | | \$17.00 |
| 76M-1750-P | 120 Grit Silicon/Carbide for Carbide, 1 $\frac{3}{8}$ " OD | | \$25.00 |
| 76M-1770-P | 180 Grit Diamond for Carbide, 1 $\frac{3}{8}$ " OD | | \$185.00 |
| 80M-7370-P | 120 Grit for HSS & Cobalt, $\frac{3}{4}$ " OD | | \$20.00 |
| MODELS WITH METRIC M12 THD MOTOR ARBORS, 82B • (Small & Large Wheel) | | | |
| 82B-8190-P | Standard 90 Grit for HSS & Cobalt, 1 $\frac{3}{8}$ " OD* | | \$17.00 |
| | *Also replacement for PBOP/B | | |
| 82B-8160-P | Fast Cut 60 Grit for HSS & Cobalt, 1 $\frac{3}{8}$ " OD | | \$17.00 |
| 82B-8150-P | 120 Grit Silicon/Carbide for Carbide, 1 $\frac{3}{8}$ " OD | | \$28.00 |
| 82B-8170-P | 180 Grit Diamond for Carbide, 1 $\frac{3}{8}$ " OD | | \$195.00 |
| 82B-8260-P | Standard 60 Grit for HSS & Cobalt, 2 $\frac{3}{8}$ " OD | | \$23.00 |
| 82B-8290-P | 90 Grit for HSS & Cobalt, 2 $\frac{3}{8}$ " OD* | | \$23.00 |
| | *Also replacement for EMOP/B | | |
| 82B-8270-P | 180 Grit Diamond for Carbide, 2 $\frac{3}{8}$ " OD | | \$270.00 |
| REPLACEMENT DRILL CHUCKS | | | |
| 76M-1580-P | Standard Chuck for Drills $\frac{1}{16}$ " - $\frac{13}{16}$ " | All Models | \$195.00 |
| 76M-1582-P | Chuck for Taper Shank Drills $\frac{1}{16}$ " - $\frac{13}{16}$ " | All Models | \$250.00 |
| 76M-1583-P | Chuck with Hardened Pins (Special Order) | All Models | \$318.00 |
| 82B-8600-P | Large Chuck for Drills $\frac{7}{8}$ " - $1\frac{1}{2}$ " | 82B Only | \$280.00 |
| MISCELLANEOUS ITEMS | | | |
| 80S-7340-P | Riser Plate + 80M-7370-P (Enhances relief on small drills) | 80M | \$60.00 |
| ILOP | Incandescent Lamp | All Models | \$75.00 |
| 80S-7065-P | Grinder Vinyl Dust Cover | All Models | \$30.00 |
| 82B-8670-P | Diamond Dresser (PBOP/R, PBOP/B, EMOP/B Only) | 82R, 82B | \$46.00 |

TDR™/SRD® BITMASTER

BRAD POINT & ROUTER BIT SHARPENER BASIC UNIT $\frac{1}{8}$ " - $\frac{3}{4}$ " BRAD POINTS • $\frac{1}{4}$ " - $\frac{1}{2}$ " ROUTER BITS

- Accurate and fast sharpening of carbide tipped brad point drills used on multi-spindle and CNC point-to-point boring machines.
Diamond wheels for carbide, CBN for high speed twist drills.
- Create brad point drills from standard high speed steel twists.
- Tool holders for threaded or straight shank brad point boring bits.
Tool holders are held in one expandable drill chuck.
- Quick and accurate servicing of one or two fluted router bits in carbide and high speed steel.
- Grinding wheels can be accurately dressed with the unique dresser that is included as standard equipment.



SPECIAL #TDR/SRD CALL FOR PRICING

AI PRO TWICE AS SHARP™ WITH RAZOR EDGE WHEEL

This Professional model Twice As Sharp™ scissors sharpener is recommended for sharpening pet grooming, high quality fabric shears and low priced barber and beauty shears. The Professional Honing wheel (on the right), combined with the standard sharpening wheel, produces shears 4-6 times sharper than brand new.

SHARPENS 20-30 SCISSORS PER HOUR!

#PRO TAS
110 Volt

CALL FOR PRICING
Shipping Weight 14 lbs.



In addition to the Twice As Sharp™ accessories and razor edge wheel, this model also includes #23020 Red Rouge Stick, #23000 Angle Gage, #20620 Wheel Dresser, breathing mask, safety glasses, scissor lubricant and special razor edge instructions.

AIOGC COMPLETE OOKAMI GOLD® SYSTEM

Includes: diamond sharpening wheel, ookami polishing wheel, polishing compound, video, instructions, practice shears, standard clamp, scissors lubricant, angle gage, honing blocks, screw pliers, scissors repair kit, set tool, breathing mask, safety goggles, wheel dresser, razor edge honing wheel and standard wheel for all fabric and grooming shears.

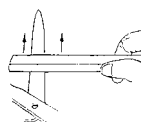
#OGC TAS **CALL FOR PRICING**

SCISSOR SHARPENING ACCESSORIES



#A23000 ANGLE GAGE \$4.95

This is the "GOLDEN RULE" for cutting angle measurements. Hold on inside of blade on scissors and read angle.



#A22200 DIAMOND FILE – FINE \$73.95

An inexpensive file for replacing the corrugations on European barber/beauty and some pet grooming shears.

#A20600 PINK DIAMONITE HONE \$6.95

#A20601 WHITE CERAMIC HONE \$7.50

#27380 800 GRIT DIAMOND WHEEL \$248.95

#23110 ADJUSTING TOOL \$30.95

#23201 OOKAMI COMPOUND \$13.95

#20651 HONING BLOCK KIT \$86.95



SCISSOR SHARPENING ACCESSORIES



WIDE CLAMP ASSEMBLY

Will hold chisels, osteotomies and other tools up to ½" thick and 1 ½" wide. Comes complete with upright.

#30003

\$69.95



1 PINT SCISSOR LUBRICANT

Stops galling, dries quickly to provide stain free lubrication. Comes with stainless steel drop-at-a-time spout. Great for shears, files and drills.

#20800

\$18.95



LONG ARM EXTENSIONS

Used to sharpen items from 14" to 32". Works great on curved paper cutter blades. Quick and Easy to mount to A1.

#49000

\$101.95

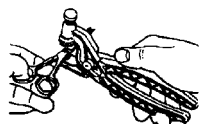


SCISSOR SHARPENING VIDEO

55 minute VHS tape teaches, in detail, fine points of scissor sharpening. The tape is done by LEE WOLFE, "SCISSOR SHARPEN-O-LOGIST". Upon completion and test, a diploma will be granted.

#28105 #28105-D = DVD

\$36.95



DELUXE SET SCREW PLIER KIT

The bit ratchets for easier adjustment and removal of screws. Kit includes: pliers, 8 sizes of bits, 10 ml Lock Tite for locking screws, instructions and handy storage box.

#20940

\$66.95



OOKAMI POLISHING WHEEL

#25100

\$95.50




RAZORS EDGE HONING WHEEL (JAPANESE SHEARS)

Special wheel produces a dramatically sharper cutting edge on expensive JAPANESE SHEARS.

#25200

\$69.95



REPLACEMENT DEBURRING WHEEL

#25000

\$69.95



REPLACEMENT GRINDING WHEEL

#27000

\$24.50


A COMPLETE ASSORTMENT OF DIAMOND WHEELS ARE AVAILABLE TO SHARPEN CARBIDE SHEARS

ROTARY BLADE GRINDERS

**ONE YEAR
WARRANTY**



**MADE IN THE
U.S.A.**



Fast & Easy to use, the RBG Grinder, manufactured by Wall Enterprises, Inc., is designed to grind both left and right hand blades at any bevel you or your customers require. Fast and easy bevel adjustment is provided through the crank handle on top of the machine. Raising the stone provides a longer bevel, lowering the stone shortens the bevel. Also as the stone wears down, this specially designed adjustment allows you to use the stone right down to the very last bit.

All RBG Grinders feature an extra-heavy duty steel frame and guard, a light gray enamel finish and a specially designed reversing switch. All electrical components are enclosed and have a grounded circuit for operator's protection.

½ H.P. 1" x 8" STANDARD BLADE GRINDERS

| | | |
|--------|------------------------|-----------------|
| #BG121 | With Arbor, Ruby Wheel | \$599.00 |
|--------|------------------------|-----------------|

| | | |
|----------|---|-----------------|
| #RBG1214 | With Arbor, Ruby Wheel (New Wider Base) | \$614.00 |
|----------|---|-----------------|

½ H.P. 1" x 8" "PRO" BLADE GRINDER

| | | |
|-------------|---------------------------|-----------------|
| #RBG2181-P* | Bell Front, Ceramic Wheel | \$739.00 |
|-------------|---------------------------|-----------------|

| | | |
|------------|--|-----------------|
| #RBG2114-P | Bell Front, Ceramic Wheel (New Wider Base) | \$829.00 |
|------------|--|-----------------|

COMMERCIAL BLADE GRINDERS

| | | |
|-------------|---|-----------------|
| #RBG3410-C* | ¾ H.P. Bell Front, 1" x 10" Ceramic Wheel | \$899.00 |
|-------------|---|-----------------|

| | | |
|-------------|--|-------------------|
| #RBG1012-C* | 1 H.P. Bell Front, 1" x 12" Ruby Wheel | \$1,269.00 |
|-------------|--|-------------------|

** Special Design Motor Shaft - Grinding wheel mounts directly to motor shaft (No arbor required).*

RBG ACCESSORIES

8" GRINDING WHEELS

| | | |
|----------|--|---------|
| #RBG1208 | 8" x 1" x 5/8" Ruby Wheel (36, and 46 Grit) | \$54.95 |
| #RBG2208 | 8" x 1" x 5/8" Premium Ceramic Wheel (36 Grit) | \$64.95 |

10" GRINDING WHEELS

| | | |
|----------|---------------------------------------|---------|
| #RBG2210 | 10" x 1" x 3/4" Premium Ceramic Wheel | \$94.95 |
|----------|---------------------------------------|---------|

12" & 14" GRINDING WHEELS

| | | |
|-----------|---|----------|
| #RBG10112 | 12" x 1" x 7/8" Ruby Wheel (30 Grit) | \$112.95 |
| #RBG10124 | 12" x 1" x 7/8" Premium Ceramic Wheel (36 Grit) | \$134.95 |
| #RBG20024 | 14" x 1 1/4" x 1 1/4" Ceramic Wheel (30 Grit) | \$184.95 |

MULCHING PLATE ADAPTERS

| | | |
|-----------|--------------------------------------|---------|
| #RBG1245 | Used on all Standard Models | \$32.95 |
| #RBG1644 | Used on all RBG1214's and 2114P's | \$36.95 |
| #RBG1691 | Used on all Pro Models and RBG3410-C | \$36.95 |
| #RBG10075 | Used on RBG1012-C | \$44.95 |
| #RBG20075 | Used on RBG20014-C | \$47.95 |

DIAMOND DRESSERS

| | | |
|-----------|-------------------------------------|----------|
| #RBG1341 | Used on all Standard and Pro Models | \$94.95 |
| #RBG10043 | Used on all Commercial Models | \$105.95 |

GRIT COLLECTORS

| | | |
|-----------|-------------------------------|---------|
| #RBG1240 | Used on all Standard Models | \$54.95 |
| #RBG1614 | Used on all RBG2114P's | \$59.95 |
| #RBG1670 | Used on all Pro Models | \$56.95 |
| #RBG3440 | Used on RBG3410-C | \$56.95 |
| #RBG10044 | Used on RBG1012-C and RBG1214 | \$59.95 |
| #RBG20044 | Used on RBG20014-C | \$64.95 |

BENCH CHAIN GRINDER

BUILT FOR HIGH-VOLUME CHAIN SHARPENING!

FEATURES

- 3400 rpm, .38 H.P. direct-drive motor.
- Runs on 110v (grounded three-prong outlets).
- One-way motor rotation.
- Large motor fan and T-shaped cooling fins.
- Specially designed, easy-to-use handles and knobs.
- Specially designed, easy-to-use adjustment scales, indexes, and angle guides.
- Clear, full-size, high-impact polycarbonate shield.
- On-off switch guard.
- Vise attachment for $\frac{3}{4}$ " pitch chain in available separately.
- More than 40 of the grinder's parts are replaceable.
- Equipped for wall or bench-top mounting.



MODEL 511A
CALL FOR PRICING

The model 511A bench chain grinder is one of the finest machines available today for those who sharpen saw chain on a frequent, regular basis. It has been carefully designed with many outstanding features for efficiency, convenience, and safety. Users around the world have found this handsome well-built machine to be capable of providing years of valuable service. The 511A grinder comes with either of two accessory packages. The standard package (P/N 511A) sharpens chain pitches from $\frac{1}{4}$ " to $\frac{1}{2}$ ".

HYDRAULIC ASSIST



Sharpening saw chain has never been easier. With the patented hydraulic servo control system, the chain is automatically locked in place when you lower the grinding head. This automatic feature provides 50% reduction in sharpening time over normal manual type clamping sharpeners. The Speed Sharp is capable of sharpening all makes of chain from $\frac{1}{4}$ " pitch to $\frac{3}{4}$ " pitch, with drive length thickness up to .063". Included, you will have a complete training video, dressing stick, pitch and gauge measuring gauge, 5-3/4" x 7/8" x 3/16" wheel, 5-3/4" x 7/8" x 1/8" wheel, 5-3/4" x 7/8" x 1/4" wheel, set up instructions and a parts break down list.

- 1/4 H.P., 120-volt, 3 amp, 200 watt, 3450 R.P.M.

TL150
CALL FOR PRICING

80 GRIT

| | | |
|-------|--------------------------------|---------|
| #FL64 | 6" x $\frac{1}{4}$ " x 22.3mm | \$14.95 |
| #FL65 | 6" x $\frac{3}{16}$ " x 22.3mm | \$14.95 |
| #FL66 | 6" x $\frac{1}{8}$ " x 22.3mm | \$14.95 |

CHAIN BREAKER & SPINNER



#24548A Breaker
\$99.95

#24549A Spinner
\$99.95



| | | |
|--------|---------------------------------------|--------|
| #38598 | Small Replacement Anvil (1/4", .325") | \$9.95 |
| #38597 | Large Replacement Anvil (3/8", .404") | \$9.95 |
| #38594 | Replacement Punch (breaker) | \$9.95 |

TECOMEC GRINDERS



JOLLY STAR EASY GRINDER

- 120 Volt Chain Grinder
- Includes: one grinding wheel for 1/4 to .325" pitch chain, a wheel and chain pitch gauge and a wheel dressing brick
- Sharpens virtually any "round cutter" chain type and size, including 1/4", .325", 3/8", and .404" pitches
- Easily adjusting vise angle guide for cutter angles 0 to 35

#TM1190925 \$89.95


MIDI JOLLY GRINDER

- 120 Volt Chain Grinder, 6lbs
- Includes: one grinding wheel for 1/4 to .325" pitch chain, a wheel and chain pitch gauge and a wheel dressing brick
- Sharpens virtually any "round cutter" chain type and size, including 1/4", .325", 3/8", and .404" pitches
- Easily adjusting vise angle guide for cutter angles 0 to 35



**** WHILE SUPPLIES
LAST ****

#TL190 \$134.95




HEAVY DUTY AUTOMATIC KNIFE SHARPENER

MOON'S AFC850AS

STANDARD FEATURES

- Revolving Chuck for-Chipper Knives
- Automatic Traverse
- Automatic Infeed
- Heavy Duty Base
- 1 H.P. Motor
- 220 Volt 1 Phase Operation
- Full Flood Coolant

1 YEAR GUARANTEE



CALL FOR PRICING

Freight F.O.B. Orlando, FL

SPECIFICATIONS

Maximum grinding length 33"
 Power of grinding motor 1 H.P.
 Grinding wheel motor speed 2800 RPM
 Feed motor ¼ H.P.
 Inclinal head for hollow grinding 0°/20°
 Grinding cup wheel ... 125mm x 60mm x 16mm
 Maximum knives which may be stacked 4

Cutter grinding angle min./max.0°/45°
 Approximate net weight 331 lbs.
 Approximate shipping weight 450 lbs.
 Approximate length 56"
 Approximate width 16"
 Approximate height 52"

The AFC850AS automatically grinds planer and jointer knives up to 33" in length. It will accommodate knives stacked up to 4 high. Includes revolving chuck for chipper knives!

ACCESSORIES

REPLACEMENT WHEELS

| ITEM # | SIZE | COLOR | | | | GRIT | COST | |
|--------|----------------|-------|-----|-----|---|------|---------|----------|
| 5214C | 5" x 2" x 16mm | White | | | | 46 | \$53.95 | |
| 5214D | 5" x 2" x 16mm | Pink | | | | 46 | \$44.95 | |
| ITEM # | DESCRIPTION | D | W | X | T | H | GRIT | COST |
| SC36A | Diamond Wheel | 5" | 3/8 | 1/8 | 2 | 16mm | 150 | \$231.50 |
| SC25A | Borazon Wheel | 5" | 3/8 | 1/8 | 2 | 16mm | 150 | \$231.50 |


MODEL SG2 KNIFE SHARPENERS HORIZONTAL SPINDLE - LINEAR RAIL

The new features of the Simonds model SG2 Linear Guide Knife Grinder include:

- Very accurate linear rail guide and bearings improve grinding accuracy and reduce maintenance time.
- 10 H.P. motor standard! The SG2 grinder is our most productive affordable model yet. It will provide years of high productivity and accurate grinding for Chip Mills, Sawmills or Grinding Shops.

| <i>MODEL #</i> | <i>GRINDING CAPACITY</i> |
|----------------|--------------------------|
| 72 | 72" |
| 90 | 90" |

CALL FOR PRICING



SIMONDS®

MODEL SG2 KNIFE SHARPENERS HORIZONTAL SPINDLE - LINEAR RAIL

SPECIFICATIONS

| MODEL # | GRINDING CAPACITY | WHEEL SIZE | STANDARD MOTOR* | COOLANT SYSTEM | IN FEED SYSTEM | ESTIMATED WEIGHT | SHIPPING LENGTH |
|---------|----------------------|---------------|--------------------|-------------------|-------------------|---------------------|--------------------|
| 72 | 72" | 11" x 5" x 8" | 10H.P./3Ø | FLOOD | AUTO/MAN | 2,750lbs. | 109" |
| 90 | 90" | 11" x 5" x 8" | 10H.P./3Ø | FLOOD | AUTO/MAN | 3,400lbs. | 138" |

**Your choice of either 240 or 480 Volt*

STANDARD FEATURES

- 10 H.P. 230/460 3Ø Grinding wheel motor.
- Replaceable hardened linear rail guides and bearings are easy to maintain and service.
- Easy access control panel.
- Enhanced Swarf clean out system allows for easy removal of spent abrasive.
- N H.P. TEFC with 30:1 reducer carriage feed system.
- Large moveable coolant tank with a 9 gallon / minute coolant pump that provides excellent coolant flow. Coolant flushes the wheel at optimum location, above grinding wheel and knife contact point.
- Grinds from "Tip to Heel" across the knife, forcing any heat into the body of the knife and protecting the cutting edge from heat damage.
- Rugged steel wheel guards with mounted splash brushes.
- Adjustable knife bar for grinding angles between 20° to 50°.
- Planer knife acme bar and parallels for grinding knives from 3" to 7" wide.
- One 11" x 5" x 8" grinding wheel, one gallon of coolant concentrate (50:1), one honing stone, adjusting wrenches, operator / parts manual and magnetic angle indicator supplied with each machine.

Height and Width on all machines is approximately 42" wide by 54" tall.

OPTIONS

10 H.P. TEFC 1800 RPM 230V Single Phase 60 Cycle Spindle Motor

CALL FOR PRICING

208V 3Ø 60 Cycle Spindle Motor

Variable Stroke/Speed Traveling Head System (1/3" H.P. TEFC 10' - 63' / Min)

Digital Angle Indicator with Readings in Tenths of Degree

GRINDING FIXTURES:

Stack Fixture for Planer or Chipper Knives 72" 90"

GRINDING WHEEL PACKAGE Includes PKG of 6-11" wheels, 3 Honing Stones, 5 Gallon Coolant


REPLACEMENT WHEELS

Sold in quantity of 2- 11" x 5" x 8"

Special grinding fixtures and other electrical specifications — priced upon application.

64" VERTICAL SPINDLE SHARPENERS

Equipped with a 5 H.P., 230/460 volt, 3 phase motor, 10" x 4" x 8" nut-inserted grinding wheel, heavy duty self-contained flood coolant system, automatic grinding wheel downfeed, adjustable knife bar for angles from 25 degrees to 90 degrees, suitable for both planer knives and chipper knives, complete with one grinding wheel and one gallon of coolant. NEW! Electronic variable speed drive and stroke length, 5 H.P. spindle motor.



SIMONDS®

| MODEL # | SIZE |
|--------------------------------------|----------------------|
| 64VB | 64" CALL FOR PRICING |
| <i>All leases are for 60 months.</i> | |

SPECIFICATIONS

| MODEL # | APPROXIMATE WEIGHT | DIMENSIONS |
|---------|--------------------|--------------------|
| 64VB | 1700 lbs. | 90"L x 30"W x 32"H |

ELECTRICAL OPTIONS:

5 H.P. 230v Single Phase Spindle Motor
Digital Angle Indicator with Readings in Tenths of Degree

HEAVY DUTY STEEL FLOOR STANDS:

64" Heavy Duty Steel Stand

GRINDING FIXTURES:

Double Edge Brush Chipper Knives #10-122C
8 Knife Fixture (64")
Magnetic Pegs (8piece minimum)
Stack Fixture for Two Rows of Thin Knives (Requires 5 H.P. Motor)
64"

EXTRA GRINDING WHEELS

| | |
|--|--|
| #W36G 6" x 3" x 4.5" | #1048 10" x 4" x 8" (Must be ordered in pairs) |
| 1 - 5 \$124.95 each | 2 - 4 \$218.95 each |

ROUND HONING STONE

#RHONE \$21.95 each


Special grinding fixtures and other electrical specifications — priced upon application.

ACCESSORIES & WHEELS FOR ASM SHARPENERS

| ITEM # | DIA. x THICKNESS x BORE | TOOTH SIZE | SPECIAL |
|---|-----------------------------------|---------------------------------|--------------|
| PINK VITRIFIED GRINDING WHEELS FOR ASM | | | |
| 618P | 6" x 1/8" x 1 1/4" * | for narrow gullets | \$20.95 |
| 614P | 6" x 1/4" x 1 1/4" * | for 1/2" tooth spacing | \$20.95 |
| 638P | 6" x 3/8" x 1 1/4" * | for 3/4" and 7/8" tooth spacing | \$18.95 |
| * Requires Bushing | 1 1/4" to 12mm (for above wheels) | \$1.50 | |
| VITRITRON GRINDING WHEELS FOR ASM (CERAMIC ALUMINUM OXIDE) | | | |
| 614C | 6" x 1/4" x 1 1/4" * | for 1/2" tooth spacing | \$28.95 |
| 638C | 6" x 3/8" x 1 1/4" * | for 3/4" and 7/8" tooth spacing | \$31.95 |
| * Requires Bushing | 1 1/4" to 12mm (for above wheels) | \$2.00 | |
| REPLACEMENT PARTS FOR ASM SHARPENERS | | | |
| 90 | Round Belt for Grind Wheel | | \$79.95 each |
| 65 | Main Feed Finger | | \$22.95 each |
| 66 | Secondary Feed Finger | | \$28.95 each |
| REPLACEMENT PARTS FOR SETTER | | | |
| 9 | Feed Fingers | | \$30.95 each |
| 99 | Setting Pins for Setter | | \$10.00 pair |
| 98 | Lock Nuts for Setting Pins | | \$2.25 each |

BANDSAW BLADE TOOTH SETTERS

Set Bandsaws Up to 2" Wide with Tooth Spacing From 1/16" to 1".



**Automatic
Setter**

The following styles may be set:

1. Alternate Set
2. Right, Raker, Left Set
3. Right, Left, Raker Set

**Manual
Setter**




MODEL #SNM | CALL FOR PRICING

MODEL #SMM | CALL FOR PRICING



MAGNETIC SAW SET GAUGE



Model #MSSG1 quickly and accurately checks the amount of set on your bandsaw blades. Also works great for checking side clearance angles on circular saw blades.


Made in U.S.A. \$495.00

AUTOMATIC BANDSAW SHARPENER



**MADE IN THE
U.S.A.**

MODEL ABG I




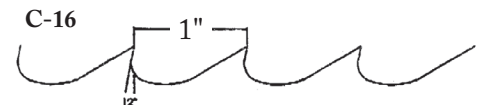



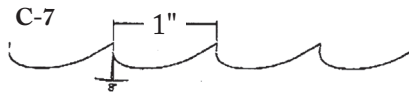

**Comes complete with C8 $\frac{3}{4}$ " pitch cam!
Plus One FREE Cam of your choice**

ONLY \$3,400.00
Can be shipped UPS!

SPECIFICATIONS

| | |
|-----------------------|--------------------------|
| Index Speed | Approx. 30 Teeth/Min. |
| Standard Blade Widths | 1" to 3 $\frac{1}{2}$ " |
| Standard Voltages | 110v, 1 phase |
| Shipping Weight | 125 lbs. (2 ctns. total) |

W-37 ABG SAW PROFILES



ACCESSORIES REPLACEMENT WHEELS

ADDITIONAL CAMS \$250 EACH

| ITEM # | FITS MODEL | D | T | H | GRIT | BOND | COST |
|---------|---------------------|----|------------------|-----------------|------|------|---------|
| 6316ABG | ABG Bandsaw Grinder | 6" | $\frac{3}{16}$ " | $\frac{5}{8}$ " | 60 | V | \$21.95 |

The ABG1 is an excellent machine to service the needs of small to midsize Bandmill operators who want the convenience and savings of resharpener their own bandmill blades. New blade purchases can be cut by 50-60% with the simple to set up and easy to operate model ABG1.

The ABG1 sharpens bandsaw blades from 1" to 3 $\frac{1}{2}$ " wide and has 13 standard size cams available for the most popular tooth pitches and profiles. In addition to the included C8 pitch cam, each machine comes with your choice of one optional cam. Special cams for non-standard profiles are available on special order. Setup time on the first blade can be done in less than one minute with the average blade sharpening time about fifteen minutes, with an average of about four blades per hour. Even a novice can sharpen blades to the original new factory sharpness in just a short period of time.

CUTTERMASTER END MILL & TOOL SHARPENER




End Mill & Tool Sharpener

End Mills • Roughing End Mills • Radius End Mills • Taps • Counter Sinks • Reamers • Spiral Wood Router Bits and more!




MADE IN
THE USA



CM-02



CM-03C




CM-05P



CM-08




CM-10




CM-11



CM-12



CM-15



CM-16



CM-17



CM-M70

| | |
|---------|--|
| #CM-01 | CUTTERMASTER Tool & End Mill Sharpener |
| #CM-02 | CUTTERMASTER Air Bearing Fixture |
| #CM-03C | Radius Attachment |
| #CM-04 | Center Finder for Radius Attachment as separate item |
| #CM-05P | Dual Positioning Pneumatic Finger |
| #CM-08 | Taper Attachment |
| #CM-10 | Cabinet Base |
| #CM-11 | Work holding Fixture |
| #CM-12 | Diamond Dresser |
| #CM-15 | Z-Axis with wheel guard & abf riser With Spindle Extension |
| #CM-16 | Universal Grinding Fixture (with cam action & 12 index collar) |
| #CM-17 | Extended length draw bar (works w/ Universal Grinding Fixture) |
| #CM-M70 | Spindle Extension for use with Z Axis |


**CALL FOR
PRICING**

HEAVY DUTY MANUAL DUAL SIDE SHARPENER FOR CARBIDE TIPPED CIRCULAR SAW BLADES



**MADE IN THE
U.S.A.**

MODEL W350MHD



CALL FOR PRICING

Sharpens both sides in one pass!

• **FAST SETUP** • **ACCURATE GRINDS** • **FLOOD COOLANT**

SPECIFICATIONS

Saw Blade Dimensions Dia. 6" to 48"
36" maximum with negative hook
Radial Angle 0° to 6°
Tangential Angle 0° to 5°
Hook Angle -15° to 45°

Standard Voltages 230 volts, 3 phase
Spindle Motors Two, ¾ H.P.
Air Requirements 2 CFM @ 80 psi
Shipping Weight 1000 lbs.
Crate Size 58" x 49" x 54"

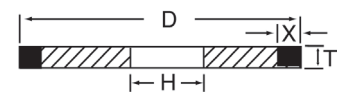
ACCESSORIES

IAI STYLE TO FIT W350A, W350ASHD, W350M & DS3

| ITEM # | D | X | T | H | MESH | CONC. | COST |
|--------|----|----|----|------|------|-------|----------------|
| SC43 | 4" | ⅛" | ⅛" | 1 ¼" | 150 | 100 | \$84.95 |
| SC43A | 4" | ⅛" | ⅛" | 1 ¼" | 400 | 100 | \$89.95 |
| SC43B | 4" | ⅛" | ⅛" | 1 ¼" | 220 | 100 | \$89.95 |

Machine takes 2 wheels. (Same wheels for Manual or Automatic Models)

| | | | | | |
|-------------|-------------------------|----------------|-------------|-------------------|----------------|
| W589 | Filters- 10 Per Package | \$25.00 | W635 | Steel Feed Finger | \$23.00 |
|-------------|-------------------------|----------------|-------------|-------------------|----------------|



Time saving accuracy is an integral feature of the W350MHD. A massive flood coolant system is built into the machine to assure a uniform temperature at the grinding heads. There is so little change in operating temperature that no warm-up time is required to account for the close comparative tolerances between blade tips. Air actuated saw clamps hold the blade firmly in position while the grinding takes place.


Precision ball bearing spindles, driven by two ¾ H.P. motors, combine to deliver the most accurate grind possible from a manual grinder. Grinding accuracy can be held to $\pm .0003$, provided saw plates are flat and proper wheels are used. Side clearance angles can be controlled separately as each side of the tooth has its own dial indicator. Initial setup on first tooth takes less than 60 seconds and subsequent tips can be ground in less than 30 seconds. The accuracy of grind and fast setup combine to make the W350MHD the best dollar-for-dollar buy on the market today.

MANUAL TOP OR FACE SHARPENER FOR CARBIDE TIPPED CIRCULAR SAW BLADES



MADE IN THE
U.S.A.

MODEL WI50MSM



CALL FOR PRICING

Call for monthly specials!

FEATURES

- Full Flood Coolant
- Stroke Stops
- Reversible Precision Spindle
- Handles Saws From 6" to 36"
- Hook & Top Angle Stops
- Precision Hardened & Ground Roller Head Shaft
- Low Voltage Work Light
- Large Capacity Coolant Tank
- Precision Angle Cams 0° to 45°
- High Torque $\frac{3}{4}$ h.p. Motor
- Micrometer Plate Thickness Adjustment
- Coolant Filter Screen System
- Pneumatic Saw Clamp
- Forward & Reverse Motor Switch
- Hook & Top Angle Scale
- Retracting Index Finger for Face Grinding

SPECIFICATIONS

Standard Voltages230 v, 1 phase
Standard Saw Size 6" to 36"
Shipping Weight 800 lbs.

Spindle Motors $\frac{3}{4}$ H.P.
Air Requirements 2 CFM @ 80 psi
Crate Size 73" x 43" x 57"

ACCESSORIES

4A2 STYLE TO FIT WI50SM

| ITEM # | D | W | X | T | H | MESH | CONC. | COST |
|---|----|------------------|------------------|-----------------|-------------------|------|-------|-----------------|
| SC40 | 8" | $\frac{3}{16}$ " | $\frac{1}{16}$ " | $\frac{1}{2}$ " | 1 $\frac{1}{4}$ " | 180 | 75 | \$123.95 |
| SC40A | 8" | $\frac{3}{16}$ " | $\frac{1}{16}$ " | $\frac{1}{2}$ " | 1 $\frac{1}{4}$ " | 400 | 75 | \$123.95 |
| SC40S | 8" | $\frac{3}{16}$ " | $\frac{1}{8}$ " | $\frac{1}{2}$ " | 1 $\frac{1}{4}$ " | 150 | 75 | \$162.95 |
| <i>(SC40S has Special Diamond for Cutting Carbide and Steel Together)</i> | | | | | | | | |
| SC46 | 8" | $\frac{3}{16}$ " | $\frac{1}{32}$ " | $\frac{1}{2}$ " | 1 $\frac{1}{4}$ " | 400 | 75 | \$119.95 |
| <i>(Thin Rim Wheel for Face Grinding Teeth with Narrow Gullets)</i> | | | | | | | | |

W587 Filters- 10 Per Package **\$25.00**

W886 Index Finger **\$60.50**
W558-2 Topping Finger **\$24.95**

THE MODEL WI50MSM WILL FACE AND TOP GRIND ALL TYPES OF SAWS.

It's easy to operate and fast to set up. Precision micrometer plate thickness adjustments and precision bevel angle cams allow for accuracy normally found only on automatics. A pneumatic index finger, combined with an pneumatic saw holder, allows for uniform removal from the face or top of the tooth. A filtered flood coolant system improves wheel life and saw sharpness.

ENCLOSURE CABINET FOR W150HD SERIES

MODEL W2650



**MADE IN THE
U.S.A.**

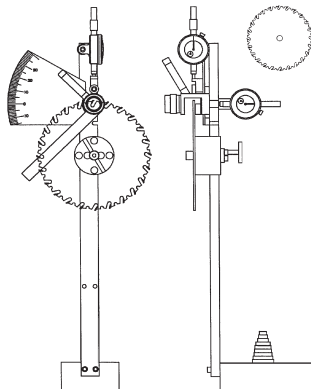
**CALL FOR
PRICING**

The W2650 Full Enclosure Cabinet improves the work environment by reducing operator exposure to noise and coolant spray. Easily field-retrofittable, the W2650 can be installed onto your existing W150HD series sharpener.

SAW BLADE INSPECTION STATION

The W2475 facilitates the consistent checking of the following angles and clearances found on all carbide, steel and HSS circular saw blades: concentricity, plate run-out, bore size, side clearance, radial clearance, tangential clearance, hook angle and back angle.

MODEL W2475



FEATURES

- Magnetic Blade Mount
- Large, Easy to Read Scales
- Sturdy Construction
- Inspection Light and 7x Optics

SPECIAL

\$2,400.00

SPECIFICATIONS

| | |
|--------------------------------|--|
| Saw Diameter | 4" to 34" |
| Saw Blade Bore Size | Up to 1.5" (Bores to 8" on option) |
| Standard Bushing Set for Bores | 1/2", 5/8", 3/4", 1", 1 1/8", 30 mm, 1 1/4", 1 3/8", 1 1/2" |
| Weight | Net: 25 lbs., Gross: 42 lbs. |

TSI TEST STAND FOR SAW BLADES



The TS1 facilitates the consistent checking of the following; plate run-out, and side clearance on saw blades 4" to 34".

FEATURES & SPECIFICATIONS

- Magnetic Blade Mount
- Large, Easy to Read Scales
- Weight is Net 25 lbs, Gross 42lbs.
- Standard Bushings Set for Bores:

TS1

\$1,095.00

| | | |
|------|--------|--------|
| 1/2" | 1" | 1 1/4" |
| 5/8" | 1 1/8" | 1 3/8" |
| 3/4" | 30mm | 1 1/2" |

HEAVY DUTY AUTOMATIC TOP OR FACE SHARPENERS FOR CARBIDE TIPPED CIRCULAR SAW BLADES


TWO MODELS TO CHOOSE FROM, MODELS W150HD B OR E



**MADE IN THE
U.S.A.**

Now available!
VIDEO DEMO TAPE
Small deposit required

Machines do not include diamond wheels
See pages 14-15 for wheel prices.
All prices quoted are F.O.B. Cottage Grove, Oregon



Call for monthly specials!

MODEL B

Will face grind straight and alternate faces in 1 cycle.
Will top grind flat tops and alternates in 1 cycle.

CALL FOR PRICING

MODEL E

Will face grind straight and alternate faces in 1 cycle.
Will top grind flats, alternates, combo's and triple chips in 1 cycle.

CALL FOR PRICING

ACCESSORIES

| | | | | | |
|-------------|-------------------------|----------------|---------------|-------------|----------------|
| W588 | Filters- 10 Per Package | \$25.00 | W259-1 | Feed Finger | \$49.00 |
|-------------|-------------------------|----------------|---------------|-------------|----------------|

SPECIFICATIONS

Circle Saw Size. 4" to 34"
Power Consumption. 1.5 KW
Air 2 C.F.M. @ 80 P.S.I.
Max Pitch. 4.25"

Ship Weight 1,425 lbs.
Crate Size 49" x 44" x 62"
Standard Voltage 230v, 3 Ph 50/60

THE B OR E MODELS SHARPEN THE TOP OR FACE OF CIRCULAR SAWS.

Improved saw sharpening accuracy is accomplished through lift off grind on return stroke, precision multi-bearing spindle, heavy duty slide system, 1 horse power drive motor, and a massive construction design. The load monitor adjusts the feed rate making quick work of tooth replacement and reduces the chance of grinding wheel damage. The powered saw lift automatically places the saw at the correct position reducing set up time. Operation is a snap due to the simple, easy to operate controls. Efficient operation becomes second nature. Field proven performance, first introduced in 1985 and refined with continual improvements, the w150hd series has become the "Industry Standard" top or face sharpener

AUTOMATIC TOP & FACE SHARPENER FOR CARBIDE AND STEEL CIRCULAR SAW BLADES



MADE IN THE
U.S.A.

MODEL M1A



CALL FOR PRICING

FEATURES

- Full Flood Coolant
- Reversible Precision Spindle
- Handles Saws from 6" to 32"
- Precision Angle Cams 0° to 45°
- Automatic Tooth Indexer
- Joy Stick Controller
- Retractable Index Finger for Face Grinding
- Coolant Filter Screen System
- High Torque 1 H.P. Motor
- Low Voltage Work Light
- Cup & Cone 1/2" to 2 1/2"
- Tooth Counter
- Forward & Reverse Motor Switch
- Micrometer Plate Thickness Adjustment
- Large Capacity Coolant Tank
- Hook & Top Angle Stops
- Stroke Stops
- Hook & Top Angle Scale
- Variable Speed Controls
- 8" Diamond Wheel

SPECIFICATIONS

Saw Blade Dimensions Dia. 6" to 32"
 Top Alt. Angle 0° to 45°
 Face Alt. Angle 0° to 30°
 Tooth Pitch045" to 5.75"
 Hook Angle -15° to +30°

Weight Approximately . 1000lbs
 Standard Voltage 230v, 1 Phase
 Optional Voltage 230v, 3 Phase
 Air Requirements 2 C.F.M. @ 80 P.S.I.

ACCESSORIES

4A2 STYLE TO FIT WI50SM

| ITEM # | D | W | X | T | H | MESH | CONC. | COST |
|---|----|-------|-------|------|--------|------|-------|-----------------|
| SC40 | 8" | 3/16" | 1/16" | 1/2" | 1 1/4" | 180 | 75 | \$123.95 |
| SC40A | 8" | 3/16" | 1/16" | 1/2" | 1 1/4" | 400 | 75 | \$123.95 |
| SC40S | 8" | 3/16" | 1/8" | 1/2" | 1 1/4" | 150 | 75 | \$162.95 |
| <i>(SC40S has Special Diamond for Cutting Carbide and Steel Together)</i> | | | | | | | | |
| SC46 | 8" | 3/16" | 1/32" | 1/2" | 1 1/4" | 400 | 75 | \$119.95 |
| <i>(Thin Rim Wheel for Face Grinding Teeth with Narrow Gullets)</i> | | | | | | | | |

| | | | | | |
|------|-------------------------|----------------|--------|----------------|----------------|
| W587 | Filters- 10 Per Package | \$25.00 | W886 | Index Finger | \$60.50 |
| | | | W558-2 | Topping Finger | \$24.95 |

INTRODUCING THE MODEL M1A AUTOMATIC TOP & FACE GRINDER, FROM MOON'S SAWSHOP SUPPLIES.

The M1A is for grinding carbide and steel circular saw blades. It's designed to handle just about any tooth configuration including flats, alternates and triple chips. Each setup is simple and quick to make and change over from face to top grinding can be done in less than a minute. Normal recommended indexing is approximately 10 teeth per minute. Features like the pneumatic retractable index finger allow for uniform removal of stock when face grinding, regardless of the thickness of tooth. The precision micrometer plate thickness adjustment allows for precision top grinding on alternate tops and chamfers without having to reset the tooth height in the top grinding mode. Accurate top bevel angles can be achieved like no other grinder with the use of the precision angle cams. The rapid and simple setup combined with superb accuracy make the M1A the affordable and logical choice for your saw grinding needs.


HEAVY DUTY AUTOMATIC DUAL SIDE SHARPENERS FOR CARBIDE TIPPED CIRCULAR SAW BLADES

TWO MODELS TO CHOOSE FROM, MODELS W350SHD or W350HD



**MADE IN THE
U.S.A.**

CALL FOR PRICING



#W350SHD 220Volt 3 Phase

W350SHD SUPER HEAVY DUTY

The model W350SHD Super Heavy Duty Dual Automatic Side Grinder has all the same features as the model W350HD. Plus, at a flip of a switch, the grind motion can be changed from standard, where the machine grinds IN & OUT at the same width, to LIFT OFF, where It grinds IN and LIFTS OFF on return stroke. Or step IN and grind additional material on the back stroke. This model also has AUTOMATIC SAW LOAD. This feature reduces setup time by 80% because at the push of a button the saw will automatically move up into position ready for grinding.

W350HD HEAVY DUTY

The model W350HD Heavy Duty Dual Automatic Saw Grinder can be operated in fully automatic mode for rebuilding or manufacturing, or may be run in manual mode for individual tooth replacement.

Standard features include automatic indexer with dual saw clamps, full flood coolant, grinding speed controls and tooth counter with automatic shut-down. It will accommodate saw blades from 4" to 36", radial angles of 0° to 4°, tangential angles of 0° to 6°, and hook angles of -15° to 45°. Offers grinding accuracy of $\pm .0003"$.

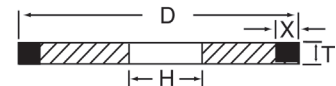
CALL FOR PRICING

ACCESSORIES

IAI STYLE TO FIT W350A, W350ASHD, W350M & DS3

| ITEM # | D | X | T | H | MESH | CONC. | COST |
|--------|----|------|------|--------|------|-------|---------|
| SC43 | 4" | 1/8" | 1/8" | 1 1/4" | 150 | 100 | \$84.95 |
| SC43A | 4" | 1/8" | 1/8" | 1 1/4" | 400 | 100 | \$89.95 |
| SC43B | 4" | 1/8" | 1/8" | 1 1/4" | 220 | 100 | \$89.95 |

Machine takes 2 wheels. (Same wheels for Manual or Automatic Models)



W589

Filters- 10 Per Package

\$25.00

W635

Steel Feed Finger


\$23.00

STROB GRINDER



MADE IN THE
U.S.A.

MODEL W725



CALL FOR PRICING

Grinds Strob Tooth Side & Face

FEATURES

- Full Flood Coolant
- Hydraulic Controlled Feed
- Work Light
- ¾ h.p., 1 Phase Spindle Motor
- Auto Feed Reversal
- Fwd./Rev. Wheel Rotation
- Ball Bearing Linear Slides
- Four Point Saw Clamping
- Face or Side with One Wheel
- Quick Change Over Face/Side
- Compact Design
- Built to Last
- Zero Backlash System

SPECIFICATIONS

| | | | |
|------------------------|----------------------|------------------------|------------------|
| Circle Saw Size..... | 8" to 40" | Ship Weight | 800 lbs. |
| Power Consumption..... | 1 KW | Crate Size | 44" x 49" x 62" |
| Air | 2 C.F.M. @ 80 P.S.I. | Standard Voltage | 230v, 3 Ph 50/60 |

ACCESSORIES

DIAMOND WHEEL

| ITEM # | D | X | T | U | H | MESH | CONC. | COST |
|--------|----|----|----|----|-----|------|-------|-----------------|
| SC42 | 5" | ½" | ⅛" | ⅜" | 1¼" | 150 | 75 | \$129.95 |

The model W725 Semi Automatic Strob Saw Sharpener is a proven, durable and reliable grinder for sharpening face and sides of strob teeth accurately and quickly. Powered feed with flood coolant reduces labor, increases accuracy, sharpness, and wheel life. Quick and easy to set up, operate, and maintain, the w725 has become the industry standard for precision sharpening of strob saws.

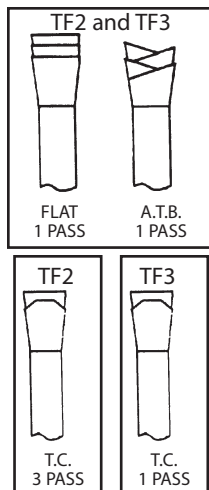
The w725 makes sharpening of strob teeth a snap. Mounting the saw requires no centering device as the tooth face is simply aligned with the table key. Turning a single handle clamps the saw in four places giving support to both sides of the strob slot. The spindle rotation is set depending on which side is to be sharpened.

Calibrated infeed knobs make exact set up easy and quick. Start the spindle and coolant then turn the auto reversing power feed on and sharpen the strob in a single pass. When done the power feed stops.

TALON TOP OR FACE SHARPENER



CALL FOR PRICING



MODELS TF2 & TF3



FEATURES

- 100 Tooth Programs (TF-3 Only)
- Precision 2 H.P. Spindle Motor
- Low Voltage Work Lights
- 10 G.P.M. Filtered Flood Coolant
- Totally Enclosed
- Precision Multi-Bearing Spindles
- Auto Central Lubricating System
- External Plate Thickness Adjustment
- Lift Off Grind
- External Pitch Adjustment
- Grinding Load Monitor
- Dual Pressure Saw Clamp

SPECIFICATIONS

Circle Saw Size..... 4" to 34"
 Power Consumption..... 1.7 KW
 Air 3 C.F.M. @ 80 P.S.I.
 Max Pitch..... 5.75"

Ship Weight 2,200 lbs.
 Crate Size 48" x 72" x 82"
 Standard Voltage 230v, 3 Ph 50/60
 Optional Voltage 460v, 3 Ph 50/60

ACCESSORIES

I2A2 STYLE TOP GRINDING ONLY

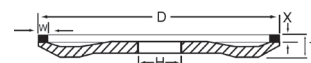
| ITEM # | D | W | X | T | H | MESH | CONC. | COST |
|---------|----|-------|-------|------|--------|------------------|-------|-----------------|
| SC41I | 6" | 3/16" | 3/16" | 5/8" | 1 1/4" | 150 | 100 | \$136.00 |
| SC41J | 6" | 3/16" | 3/16" | 5/8" | 1 1/4" | 400 | 100 | \$142.00 |
| SC41K* | 6" | 1/4" | 1/4" | 5/8" | 1 1/4" | 150/400 | 100 | \$210.00 |
| SC41L* | 6" | 1/4" | 1/4" | 5/8" | 1 1/4" | 220/600 | 100 | \$239.00 |
| SC41M** | 6" | 1/4" | 1/4" | 5/8" | 1 1/4" | 150/320/600/1000 | 100 | \$319.00 |

* Special Dual Grit for Top Grinding • NEW ** Quad Grit

I2V9 STYLE AUTOMATIC FACERS

| ITEM # | D | W | X | T | H | MESH | CONC. | COST |
|---------|----|------|-------|-------|--------|------|-------|-----------------|
| SC41HVS | 6" | 1/8" | 3/32" | 7/16" | 1 1/4" | 220 | 100 | \$149.95 |
| SC41HV | 6" | 1/8" | 3/32" | 7/16" | 1 1/4" | 400 | 100 | \$149.95 |

W259-1 Feed Finger \$49.00



DESIGNED SPECIFICALLY TO BE THE BEST TOP CIRCULAR SAW SHARPENERS AVAILABLE.

The Talon TF2 and TF3 deliver exceptional finish and accuracy even at high production rates. The Talon top or face grinders feature massive construction with a weight of over 2,000 lbs., but use only 15 square feet of floor space. Central lubrication system reduces maintenance requirements and increases machine life. The precision 2 horsepower grinding head moves on a robust double track multi-truck linear slide system powered by hydraulic controlled feed, giving high accuracy and productivity. Special high speed programs can give "off carbide" grinding time, as low as one second. This increases productivity without sacrificing grind accuracy or wheel life. The enclosed grind cabinet improves the work environment by containing noise and coolant.

TALON FACE ONLY SHARPENERS

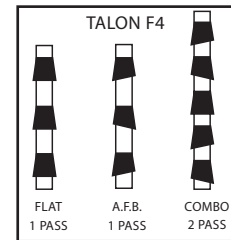
MODEL F4



Talon F4



CALL FOR PRICING



FEATURES

- Filtered Full Flood Coolant
- Precision Spindle
- Low Voltage Work Light
- 2 H.P., 3 Phase Spindle Motors
- Lift Off Grind
- Tooth Counter with Auto-Stop
- Power Hook & Diameter Lock
- Manual or Auto Operation
- Greater Accuracy
- Heavy Duty Construction
- Precision Linear Slides
- Dual Pressure Saw Clamp
- Operator Interface (F4)

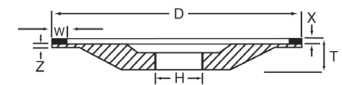
SPECIFICATIONS

| | | | |
|------------------------|----------------------|------------------------|------------------|
| Circle Saw Size..... | 4" to 34" | Ship Weight | 1,300 lbs. |
| Power Consumption..... | 1.5 KW | Crate Size | 49" x 44" x 48" |
| Air | 2 C.F.M. @ 80 P.S.I. | Standard Voltage | 230v, 3 Ph 50/60 |
| Max Pitch..... | 4.25" | | |

ACCESSORIES

THIN RIM WHEEL FACING ONLY 80 & 100 TOOTH SAWS

| ITEM # | D | W | X | T | H | Z | MESH | CONC. | COST |
|--------|----|------|-------|------|--------|-------|------|-------|---------|
| SC41G | 6" | 1/8" | 1/32" | 3/8" | 1 1/4" | .062" | 400 | 100 | \$84.95 |
| SC41H | 6" | 1/8" | 1/16" | 3/8" | 1 1/4" | .095" | 400 | 100 | \$76.95 |



I2V9 STYLE AUTOMATIC FACERS

| ITEM # | D | W | X | T | H | MESH | CONC. | COST |
|---------|----|------|-------|-------|--------|------|-------|----------|
| SC41HVS | 6" | 1/8" | 3/32" | 7/16" | 1 1/4" | 220 | 100 | \$149.95 |
| SC41HV | 6" | 1/8" | 3/32" | 7/16" | 1 1/4" | 400 | 100 | \$149.95 |



| | | | | | |
|-------|-------------------------|----------|---------|-------------------|---------|
| A5825 | Filters- 10 Per Package | \$25.00 | | | |
| W2867 | Carbide Feed Finger | \$185.00 | W2867-1 | Steel Feed Finger | \$36.00 |

DESIGNED FROM THE GROUND UP TO BE THE BEST FACING MACHINE AVAILABLE.

The Talon Facers sharpen the face of circular saws, improve face sharpness, and reduces labor and wheel consumption. Heavy duty construction increases accuracy, productivity and machine life. Improved saw sharpening accuracy is accomplished through lift off grind on return stroke, precision multi-bearing spindle, heavy duty slide system, 2 horsepower drive motor, and a massive construction designed to dampen any vibration. Fast setup and grind speed combined with easy to operate controls make the F4 Facer a great value for circular saw sharpening.

DUAL SIDE SHARPENER



CALL FOR PRICING

MODEL DS4



FEATURES

- Advanced P.L.C. Controlled
- Precision Spindle
- Low Voltage Work Light
- Two 2 H.P., 3 Phase Spindle Motors
- Manual or Auto Operation
- Single or Multi Pass
- Heavy Construction
- Multi-V Belt Drive
- Operator Interface
- Dial Indicated Side Adjustments
- Filtered Full Flood Coolant
- Lift Off/Step In Grind
- Auto Load Saw Locator

SPECIFICATIONS

Circle Saw Size..... 6" to 36"
 Power Consumption..... 2 KW
 Air 3 C.F.M. @ 80 P.S.I.

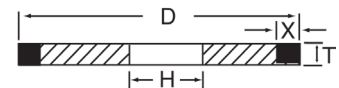
Ship Weight 1,375 lbs.
 Crate Size 49" x 44" x 62"
 Standard Voltage 230v, 3 Ph 50/60

ACCESSORIES

IAI STYLE TO FIT W350A, W350ASHD, W350M & DS4

| ITEM # | D | X | T | H | MESH | CONC. | COST |
|--------|----|------|------|--------|------|-------|---------|
| SC43 | 4" | 1/8" | 1/8" | 1 1/4" | 150 | 100 | \$84.95 |
| SC43A | 4" | 1/8" | 1/8" | 1 1/4" | 400 | 100 | \$89.95 |
| SC43B | 4" | 1/8" | 1/8" | 1 1/4" | 220 | 100 | \$89.95 |

Machine takes 2 wheels. (Same wheels for Manual or Automatic Models)



| | | | | | |
|------|-------------------------|---------|------|-------------------|---------|
| W589 | Filters- 10 Per Package | \$25.00 | W635 | Steel Feed Finger | \$23.00 |
|------|-------------------------|---------|------|-------------------|---------|

THE DS SERIES HAS BEEN PROVEN TO PROVIDE SUPERIOR PERFORMANCE YEAR AFTER YEAR!

The DS4 Dual Side Sharpener is accurate, productive, easy to operate and maintain. It provides unbeatable accuracy which will improve saw performance. Having the ability to single or multi-pass grind, the DS4 increases accuracy on thin plate saws by reducing grinding pressure. Independently adjustable twin grinding heads with precision spindle and drive system are actuated by a hydraulic controlled pneumatic powered system. The saw indexer is simple to adjust. The saw is precisely positioned by a fixed ratchet finger. All tooth angles are easily adjusted allowing peak saw performance. Filtered coolant is delivered to the grind and held in place by the wheel guard's design, improving accuracy, wheel life, work environment and productivity. Multi-pass, lift off, step in, or standard grind modes are available through the operator interface giving the best grind results on all types of saws. Designed from the start to be a wet sharpener, it keeps coolant and grinding particles away from moving parts, increasing accuracy and machine life. Automatic operation reduces labor on full retips and the ability to operating manually makes single tip repair quick and easy.

NOVUS X2 CNC FACE AND TOP SHARPENER




NEW FEATURES

- Heavy Duty Base with Added Vibration Dampening
- Integrated Heavy Duty Clamp Arm and Cylinder
- High Speed High Torque Beveling System
- Automatic Precision Plate Adjustment
- Increased Head Lift Off with High Speed High Torque Servo Motor

The new NOVUS X2 Top or Face grinder introduces an unprecedented level of modern technology into today's modern saw shops. The X2 offers features and options simply not possible with older technology. What kind of features? The NOVUS X2 incorporates a deterministic, real time operating system. While sharpening a saw, the operator is free to run diagnostics on the machine or program a new saw - all at the same time! With a network connection, the support staff at Wright Machine can upgrade your software and diagnose problems.

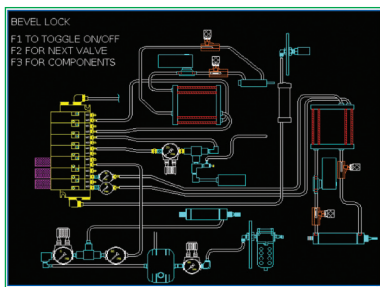


CALL FOR PRICING



PERFORMANCE:

Precision 2HP grinding head, robust double track multi-track linear slide, air/oil hydraulic controlled feed, inverter speed control.



| Outputs | Air Valves | Inputs | Air |
|---|--|--|----------------------|
| <ul style="list-style-type: none"> Red Light Green Light Orange Light Idx Rev Stop Valve Idx Fwd Stop Valve System Enable Coolant Pump Feed Stop Hook On Hook Direction Start Button Light | <ul style="list-style-type: none"> Feed Forward Feed Reverse Clamp Drag Counter Balance Index Forward Index Reverse Bevel Lock Set Bevel Pivot Location | <ul style="list-style-type: none"> Start Button Stop Button Automatic In Index Out Head Down Head Up Hook Down Hook Up | <input type="text"/> |
| Head: 0.500 Bevel: -45.0 | | | |
| Plate: 0.315 Index: 0.3 PSI: 20 | | | |

F1 TO TOGGLE ON/OFF
F2 FOR NEXT OUTPUT

CONTROLS:

Deterministic Ethernet (powerLink) controlled servo drives. Precision resolver servo feedback, scaleable I/O (expandability).

CONNECTIVITY:

On board fully functional FTP server, On board Virtual Network Computer (VNC) services, integrated Ethernet/web services, and RS-232 capable.

E-mail Mailing Lists

Status Messages:
 Screenshots:

E-mail Configuration

Server host:
 Server port:
 Return address:

Authentication:
 User name:
 Password:
 Send Status: ☐